

STAGE 2 - 244th to 210th

- GATEWAY SIGNS

- RAIS

- LANI

- HAW

PUBLIC WORKS AND UTILITIES



March 2024
2023 Q4 Report

CITY OF EDMONDS WA

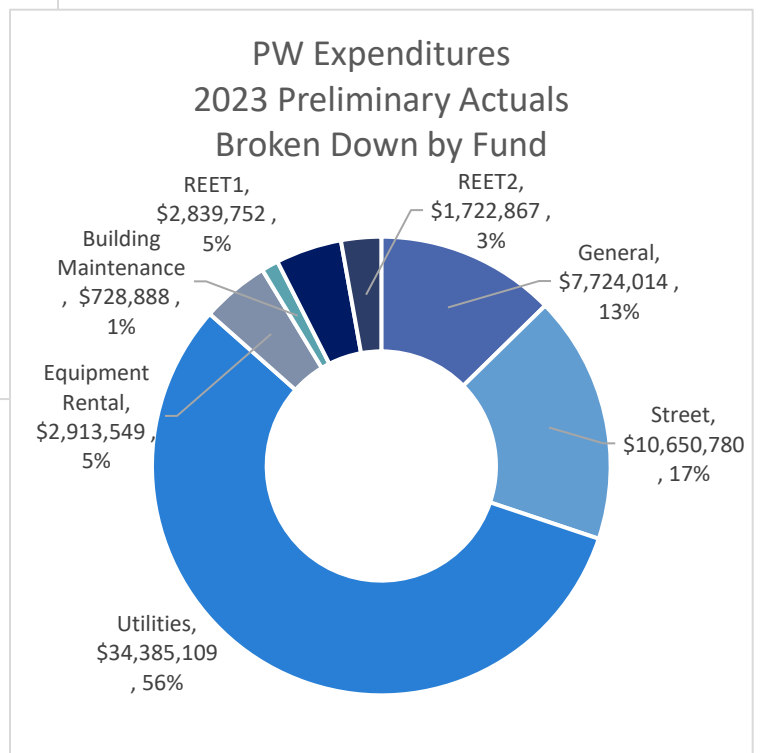
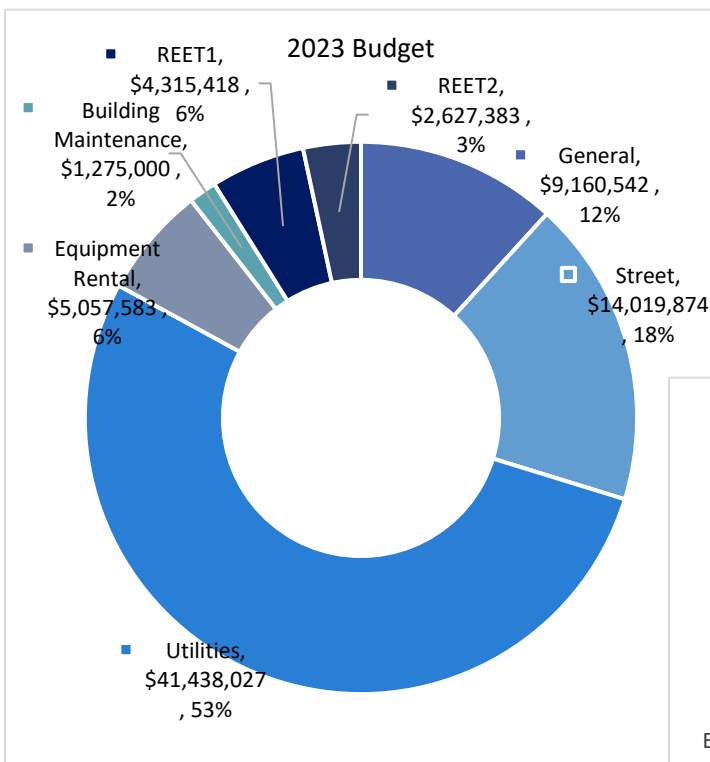


Organization

The Public Works Department provides care and maintenance to the City's physical infrastructure. We strive to enhance reliability and performance of these systems while maintaining a safe, clean, and healthy environment.

Our goal is to serve the community and to enhance the quality of life in the city. We achieve this through a department that is community and customer focused. We embrace leadership in environmental and energy design concepts & principles and leverage technology & management principles to achieve operational effectiveness.

Budget Overview



Facilities

People

Total positions approved	12
Loss	0
Gains	0
Current Vacancies	0

By The Numbers

Facilities	
# of Buildings	21
Square footage	455,702
# Of restrooms maintained	36
Leases	7 & 3 Fire Stations
Total SF of leased buildings	36,000 & 26,900

Q4 Highlights

Quarter four was highlighted by several projects nearing completion including the Public Safety Solar project, Anderson Center transom window replacements and Gym floor refurbishment and striping. And the Public Safety lobby ADA upgrades restrooms, court/council chamber, and police lobby. Vendor coordination supporting Library grand opening including fire alarm, building balancing and HVAC operation and lighting controls. Projects development for projected 2024 projects including Anderson center South wall leak, Fire Station 16 fire alarm system, beach ranger station door and Public Safety parking lot fence and automatic gates.

Training

Facilities completed training general building winter controls settings ahead of winter weather, high visibility clothing when working in dark and communication on and off job for call in work. Custodians trained on types of ice melt and proper application amounts as well as how to read the SDS sheets for ice melt and other chemicals.

Projects

Library Upgrade:

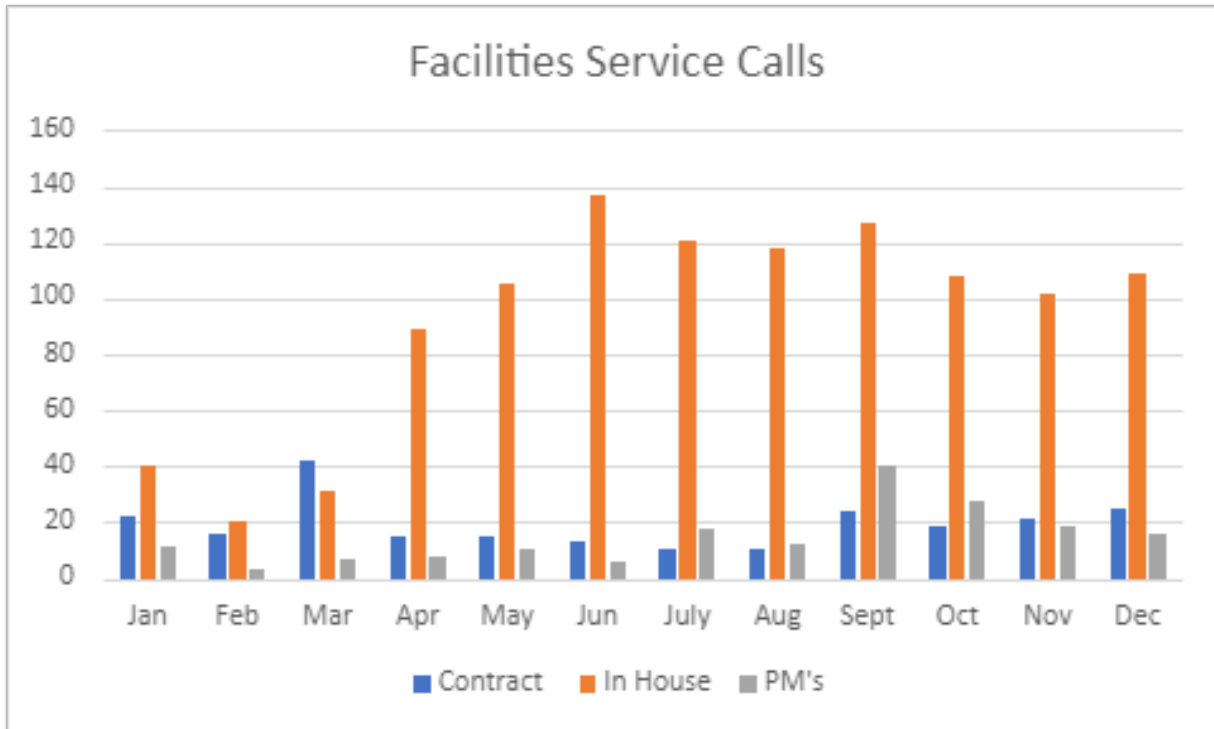
Library remodel support is on-going, Facilities attends weekly construction meetings and is advising Faber Construction. Grand opening event is scheduled for 1/13/24. Building systems and schedules are adjusted for occupancy. Fire and building final inspections scheduled for week of January 8th.

2023 Active Projects

Projects (Planned)	Status	Budget
Public Safety Solar Plant	Complete/Punch List	\$690,385.00
Public Safety Card reader replacements	Complete	\$20,000.00
Expansion of Public EV charging network	Complete	\$230,000.00
Painting Exterior Fire Station 16	Complete	\$70,000.00
Interior Painting at six buildings	In Progress (95%)	\$240,000.00
Library Lobby painting (in house labor)	Complete	\$21,000.00
Library book drop demo	Complete	\$4,000.00
Library parking lot insulation repair	Complete	\$25,000.00
Electrical Service completed at City Park building	Complete	\$80,000.00
Fleet EV chargers added at two locations (8 fleet chargers)	In Progress	\$90,000.00
Anderson Center Fire Panel Replacement	Complete	\$110,000.00
Anderson Center Gym floor refinishing	Scheduled for Dec Break	\$60,000.00
Anderson Center transom window replacement	In Progress	\$190,000.00
Anderson Center Elevator machine upgrade (code forced)	Complete	\$90,000.00
Anderson Center Elevator and lobby (Flooring)	Complete	\$17,000.00
Anderson Center Investment grade audit for HVAC	In Progress	\$95,000.00
Anderson Center drinking fountains upgraded with bottle fillers	In Progress	\$16,000.00
Fire Station 17 Garage ceiling refurbishment	Complete	\$100,000.00
Fire Alarm radio updates at 4 locations	Complete	\$20,000.00
City Park gazebo roof replacement	Complete	\$20,000.00
City Park building parking lot repair/overlay	Complete	\$160,000.00
Meadowdale Club House flooring and stair coverings at pre-school	Complete	\$20,000.00
Public Works fleet electrical drops	Complete	\$8,000.00
Total		\$1,223,615.00

Projects (Unplanned)	Status	Budget
Anderson Center boiler tube replacement	Complete	\$30,000.00
Boys and Girls Club flooring repairs	Complete	\$47,000.00
Police pedestrian fence	In Progress	\$126,655.90
Neighborhood City Office hallway door/wall (in house)	Complete	\$5,000.00
Public Safety Lobby ADA door updates	Complete	\$60,000.00
Public Safety office remodels, Detectives, Patrol, and Sargent's	Complete	TBD
Support 4th of July, Porch Fest and Palozza events	Complete	\$1,500.00
City Hall water pressure reducing valve rebuild (thanks Water Division)	Complete	\$500.00
City Hall Emergency sewer pipe replacement	Complete	\$4,500.00
City Hall Fire Marshal office relocation	Complete	\$2,000.00
Library remodel construction support	Complete	\$15,000.00
Library emergency window frame replacement	Complete	\$15,000.00
Library fire alarm system replacement	Complete	\$12,000.00
Library security system	Complete	\$8,000.00
Library HVAC control upgrade	Complete	\$10,000.00
City Park emergency water supply line replacement (thanks Water Division)	Complete	\$2,000.00
Beach Ranger Station entry door replacement	Complete 1/2024	\$15,000.00
7th Ave sidewalk project (Storm fund 50% and Bond 50%)	on hold	\$300,000.00
Total		\$569,459.10

Metrics



Sewer and Water

Sewer

People

Total positions approved	7
Loss	0
Gains	0
Current Vacancies	0

By The Numbers

Sewer	
Sewer pipes	186 Miles
Sewer lift stations	14
Residential grinder pumps	29
Accounts	9800
Manholes and cleanouts	3425
<u>Sewer Comprehensive Plan</u>	August 2013

Q4 Highlights

The Sewer Department is responsible for the maintenance of 14 sanitary lift stations, 3200 sanitary sewer manholes and over 186 miles of sanitary sewer mains serving 9800 customer accounts. Seven FTE's are responsible for these functions as well as the maintenance of 26 residential grinder pumps.

- Sewer Department continues to clean and inspect sewer lines using the TV truck, push cameras and visual inspection of manholes. During the fourth quarter of 2023 they cleaned and inspected 44,158 feet of sewer main and inspected 568 manholes.



They also performed root cutting in 7900 linear feet of main.

- The Sewer Crew performed 673 utility locates in the third quarter.
- Crews cleared three pump blockages lift stations to prevent sewer overflows.
- Sewer Department crews repaired 1 sewer main and 3 sewer laterals during the fourth quarter which historically would have required an outside contractor.



at

- Crews focused on sewer cleaning, inspection and pipe rating. Sewer crews followed up with in-house main line repairs of pipe breaks identified during the forementioned inspection programs.

TV

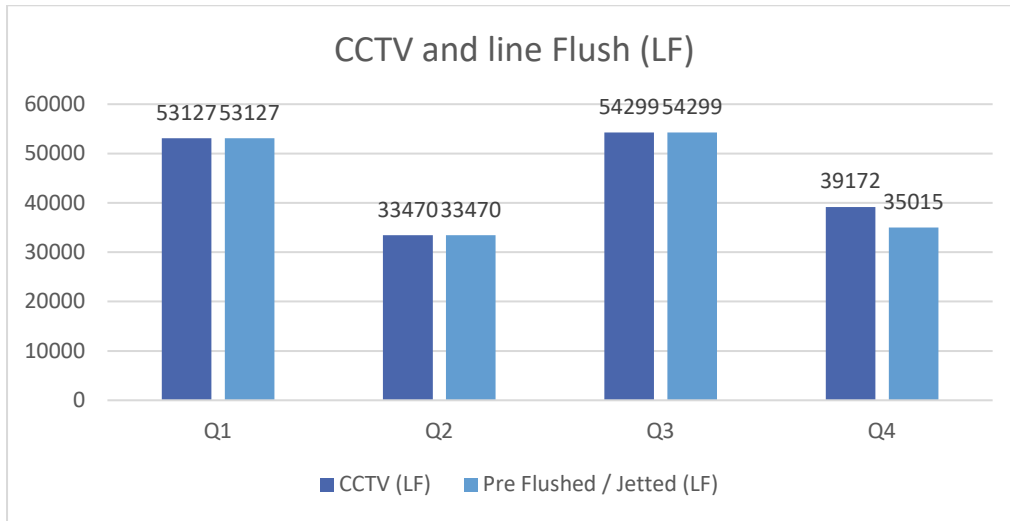
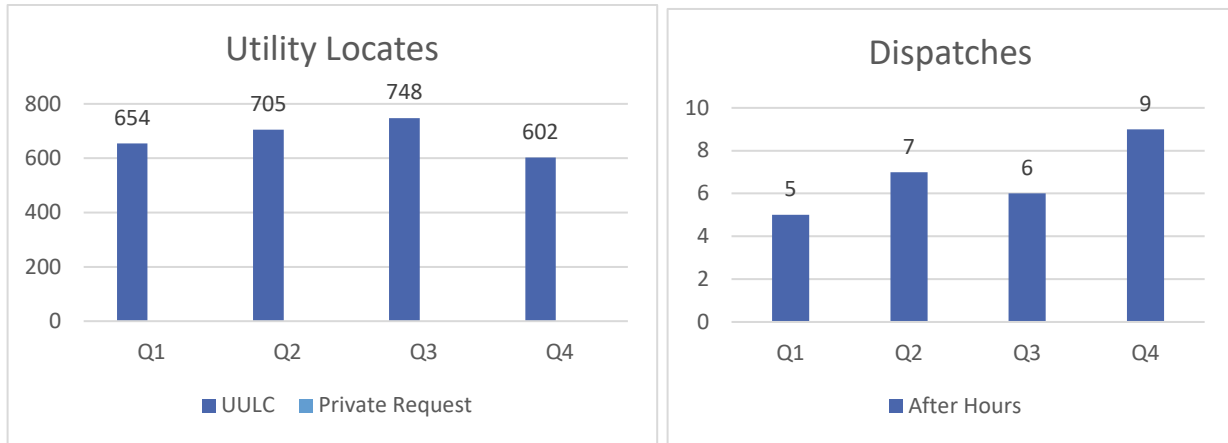
Training

Sewer Staff have completed cold weather safety and driving training.

Projects

Crew continues to identify and correct system deficiencies utilizing the CCTV truck and pipe rating system.

Metrics



Water

People

Total positions approved	9
Loss	0
Gains	0
Current Vacancies	0

By The Numbers

Water	
Reservoirs	4 total 7.5 MG (one 3M & three 1.5M)
Water Pipes	138 Miles
Service Connections	10,372
Pressure Reducing Stations	19
Valves	3129
Hydrants	1205
Blow-off	305
Backflow Assemblies	2692
<u>Comprehensive Water System Plan</u>	October 2017

Q4

Highlights

The Water Division is responsible for the maintenance and operation of the City's water distribution system for the constant and safe delivery of potable water to over 10,372 accounts. The Water Division operates and maintains all storage and conveyance facilities including over 138 miles of distribution mains, 18 pressure reducing stations, three 1,500,000-gallon reservoirs, and one 3,000,000 gallon reservoir and pumping station. Nine FTE's are responsible for the above functions.



-
- The Water Department installed four new water services during the 4th quarter.
 - The Water Quality Department collected over 160 samples during the third quarter.
 - Water Department had 29 afterhours calls for service during the third quarter.
 - Performed 781 utility locates.
 - Replaced 80 water meters.
 - This quarter we repaired 3 water service leaks and repaired two cast iron water main breaks in December.
 - PFAS water quality sampling was performed as required by the USEPA Unregulated Contaminant Monitoring Rule 5 (UCMR 5), results were received with no presence of PFAS detected.

Training

Water Staff have completed cold weather safety and driving training.

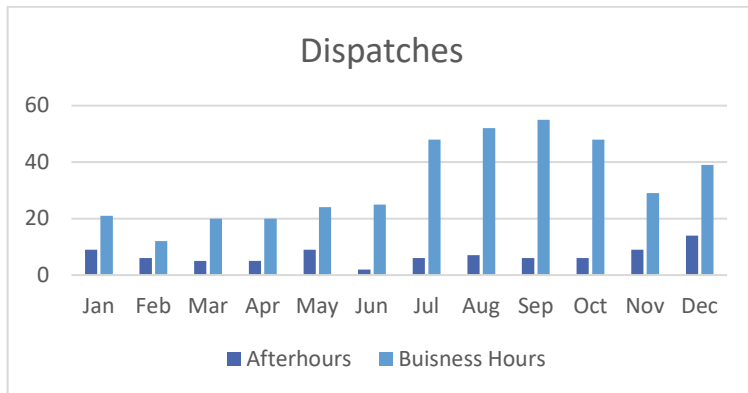
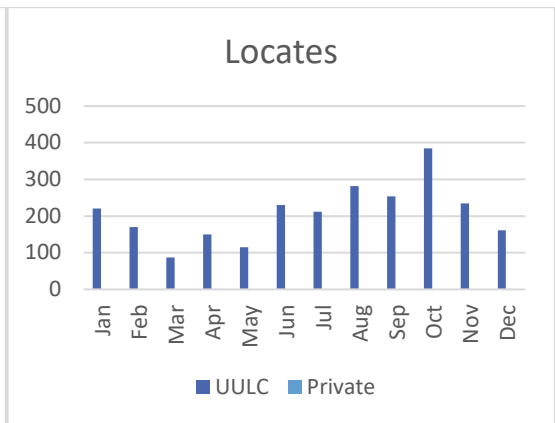
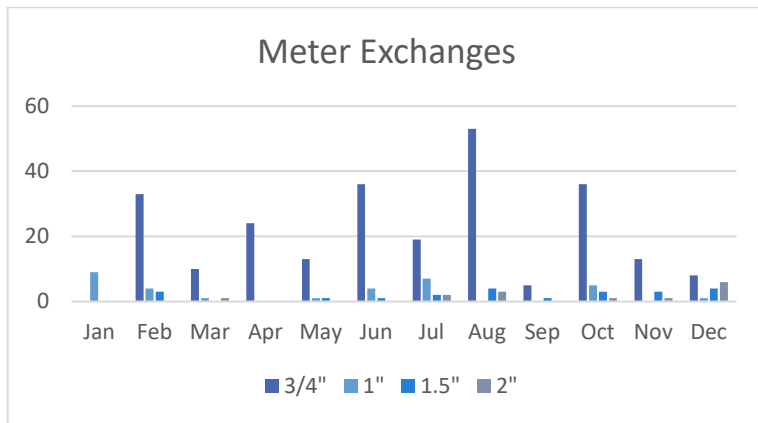
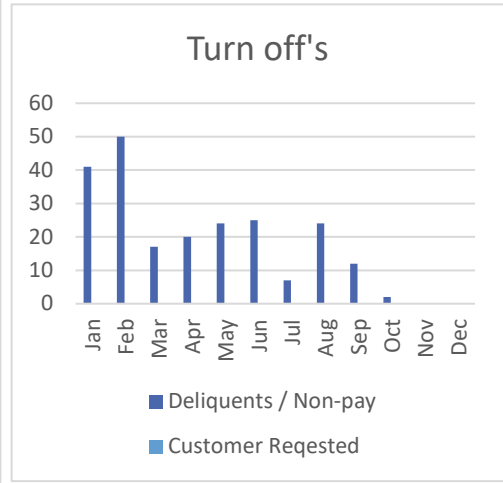
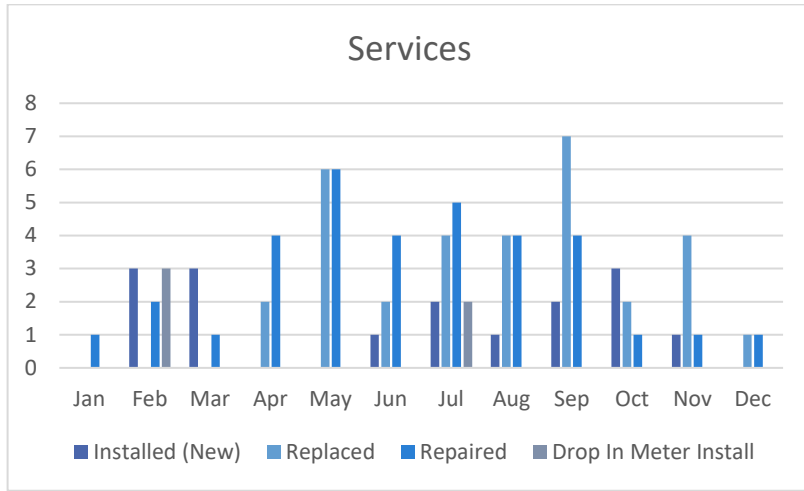
Projects

Water Crews upgraded services that required repair in the two previous quarters. We had three cast iron main

breaks during 2023, two of which occurred in December. This October we continued to monitor the Five Corners steel reservoirs for corrosion control optimization, the results of which were satisfactory this year.



Metrics



Storm & Street



Storm

People

Total positions approved	8
Loss	
Gains	
Current Vacancies	1

(Trevor 11/22) Storm Maintenance position

By The Numbers

Storm	
Vegetation Control sites/locations	145
Stormwater catch basins	6971
Stormwater manholes	1682
Stormwater Culverts	2309
Detention Systems, Bio Swales & Rain gardens	632
Miles of Stormwater pipe	140
Creek areas monitored weekly	56

Q4 Highlights

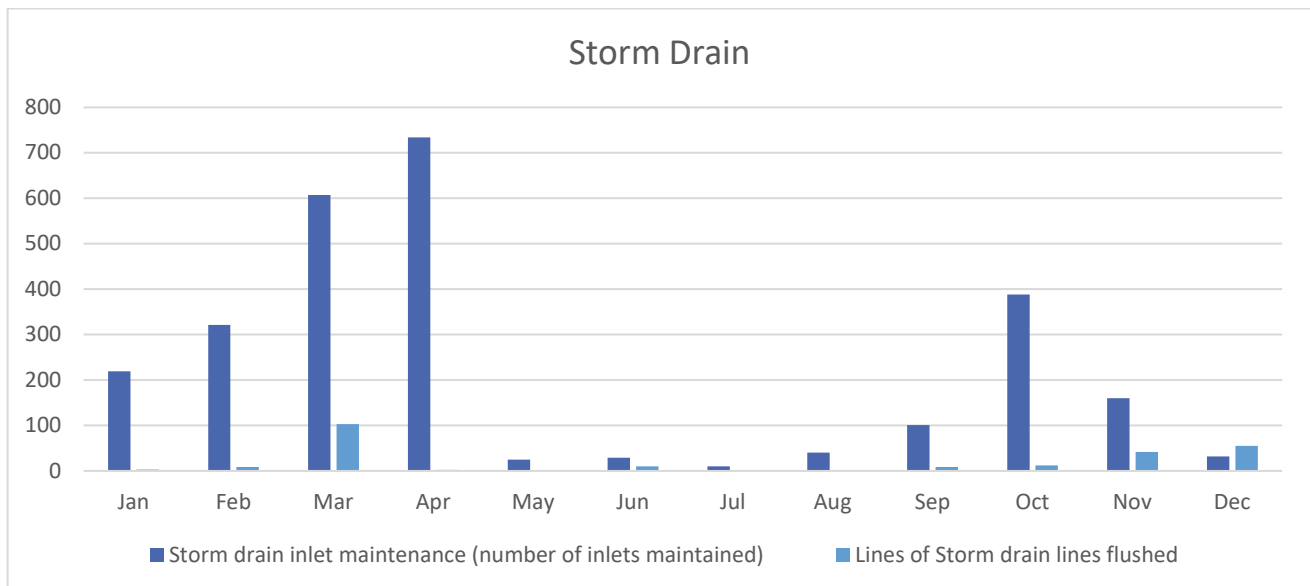
During the fourth quarter we have done numerous sump maintenance processes drawing down the water levels in preparation of heavy rain events. The “Atmospheric Rivers” seem to be happening more frequently requiring us to maintain our sump levels. We dug out the Perrinville Diversion structure as well as our in-house decant facility. We’ve been doing a lot of hauling of waste materials accumulated by these processes.



Training

Nothing to report this period.

Metrics



Street

People

Total positions approved	9
Loss	1
Gains	
Current Vacancies	1

(Chuck 4/23) Signal Tech position open

By The Numbers

Street	
Lane miles of Roads	290
Linear miles of painted lines	143
Crosswalks	497
Roadway symbols	4444
Signalized Intersections	25
Flashing signs	33
Rapid Flashing Beacons (RRFB's)	71
School Zone Flashers	24
Radar Feedback Signs	18
Traffic and street signs	7823
City Owned streetlights	59
Decorative Street lights	26
Sidewalks inspected (Miles)	93



Q4 Highlights

Early in the fourth quarter the crew went through our snow and ice equipment to prepare for our winter response. The Council approved the purchase of a brine machine that we will incorporate into our response strategies this year. The city experienced two freeze events that our anti-ice equipment was mobilized and performed as expected. Our Halloween set up, one of the bigger events, went off without issue. Multiple RRFB and RFB installs and repairs were done both in support of the City's School Zone camera project and pedestrian safety program. We completed the Overlay support program by backing edges and applying hot tape at our freshly overlaid streets. The city experienced a couple heavy windstorms that added to our hazard tree removal processes, 7 trees and 4 locations along with the typical clean-up after a wind event.

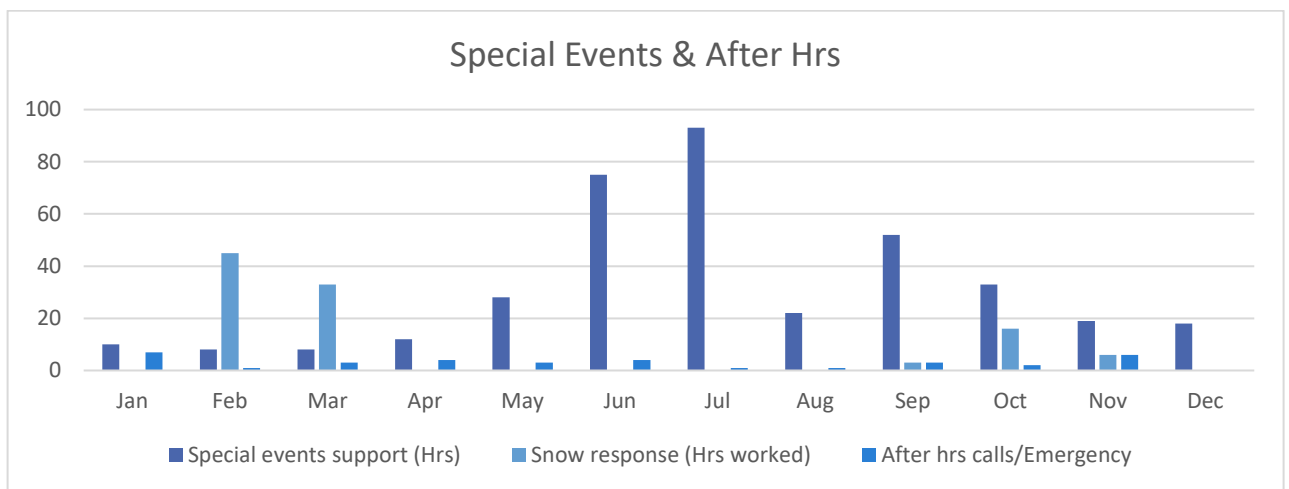
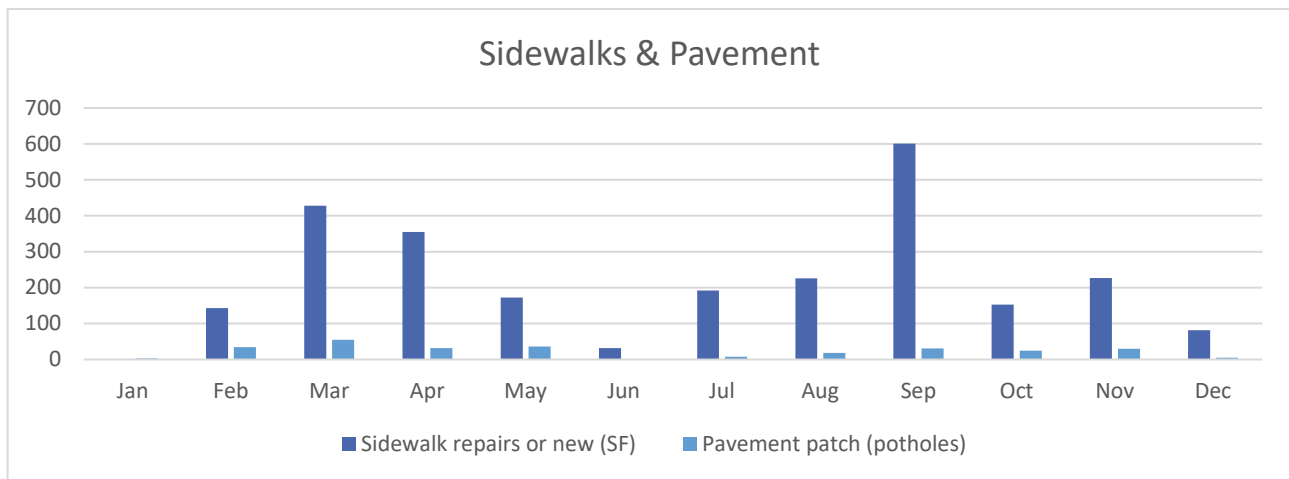
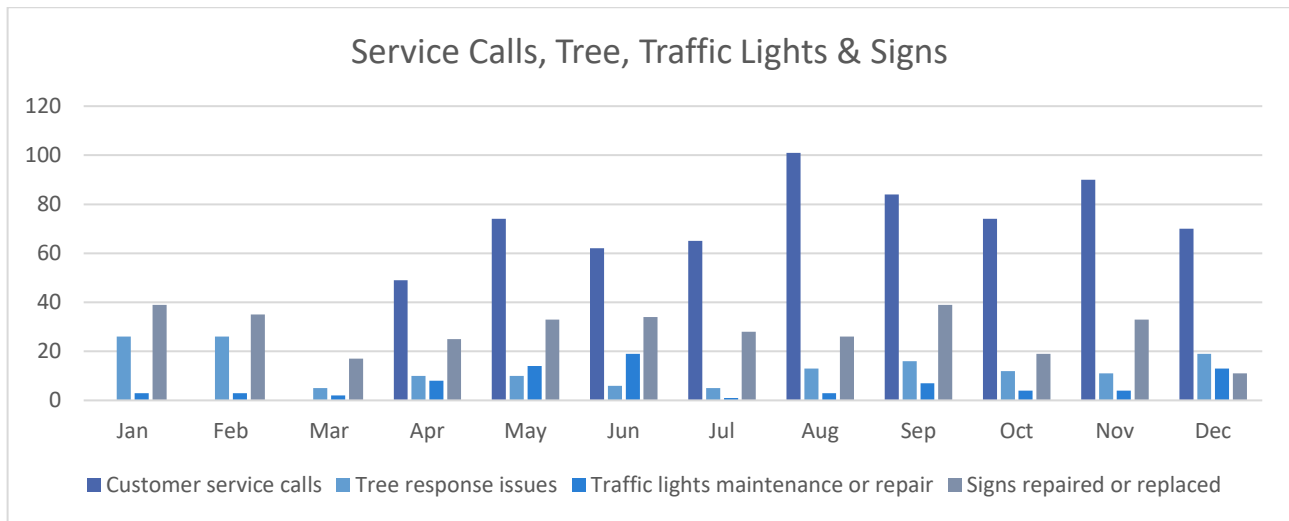


Primary Snow Routes



Training
Nothing to report this period.

Metrics




Wastewater Treatment Plant

People

Total positions approved	20
Loss	0
Gains	1
Current Vacancies	2

By The Numbers

Sewer Treatment Plant	
Treatment capacity	11.8 MGD
Current Average flow	6.5 MGD Winter, 4 MGD Summer
Constructed	1957
Plant updated	1986-91
Plant update (carbon recovery)	2019-23
Service Area	



Q4 Highlights

Staff:

No changes this period.

Completed Projects:

- New SCADA servers installed and updated to latest version of Wonderware and Hach/Wims.
- A new valve and actuator installed on NPW system.
- New heating unit installed in 300 bldg.



- HP air compressor repaired and put back in service.
- Screw Press 603 Feed Pump Rebuilt



Process:

The plant performed well during Q4. We processed over 450 million gallons of wastewater this quarter and processed over 2197 wet tons of biosolids. During the wet season, as plant influent flows increased, we put tanks and equipment in service as necessary to maintain process integrity and meet NPDES discharge permit requirements.



Odor Control:

Odor complaints remained minimal, as to be expected with cold and wet weather. We continue to work with Bioair on the overall system odor study which will evaluate the entire Lake Ballinger sewer line and help us to determine proper odor control equipment and sizing. We also continue to take odor readings at several locations along that line often and try to respond to each odor complaint in a timely fashion. We will continue to be proactive to try to minimize or eliminate these odors.

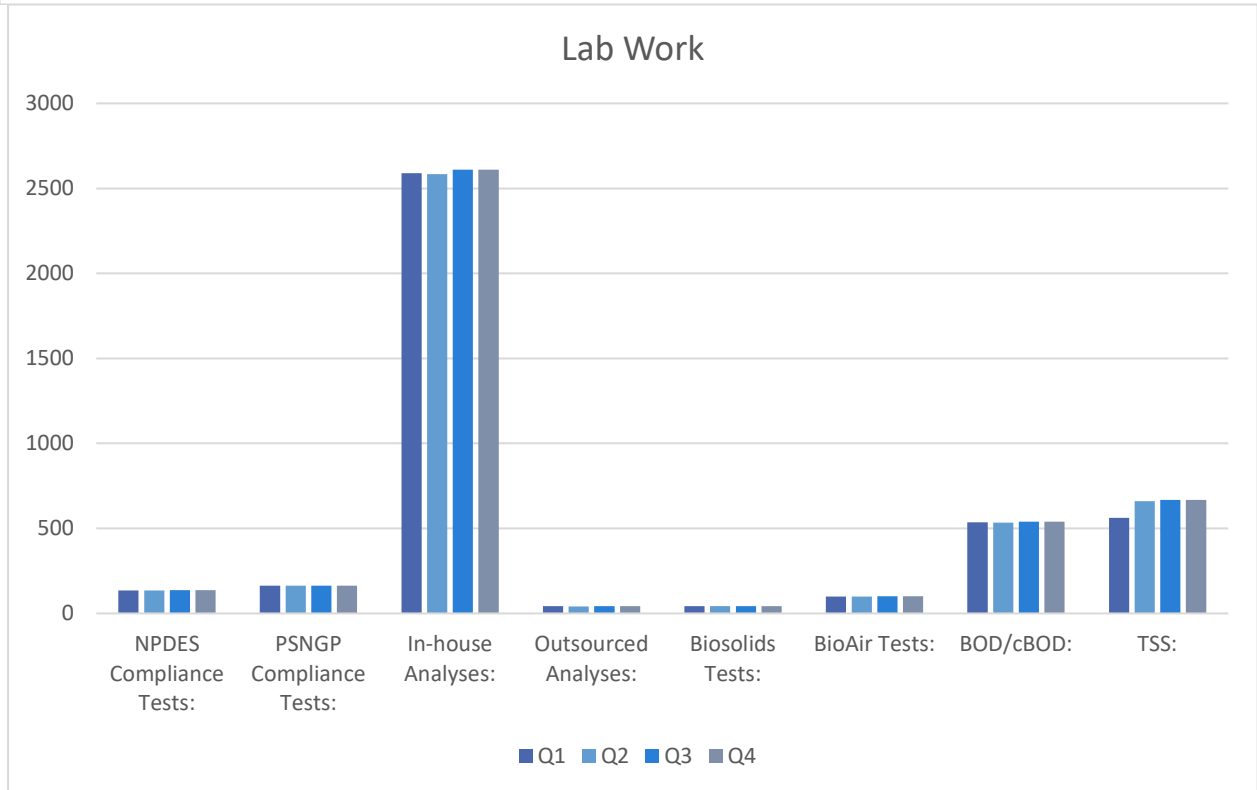
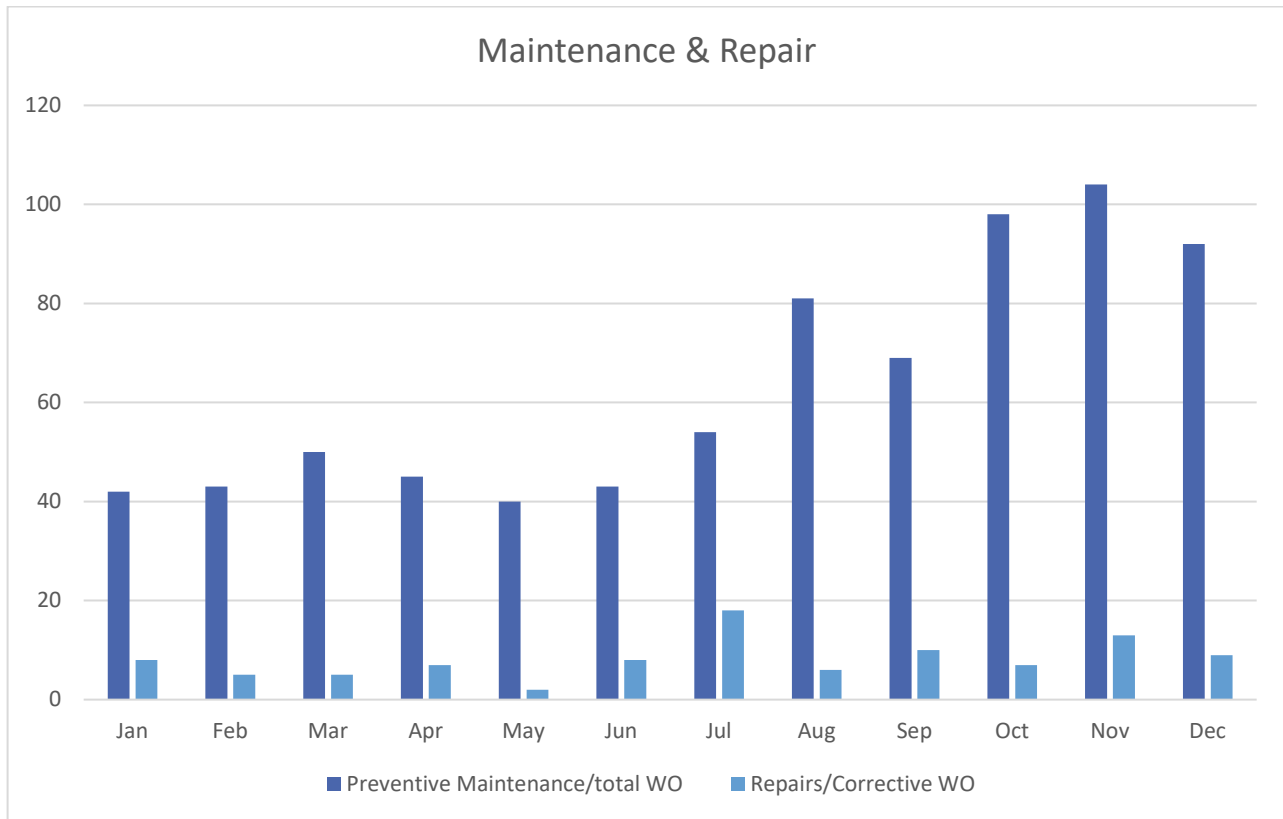
Carbon Recovery Project:

Commissioning continued through December 8th, at which point the contractor ceased operations until after the new year. They expect to resume commissioning around the end of January. Several issues with the process need to be addressed including: carbon filter issues, dust issues, processing influent screenings, and a few others. We have

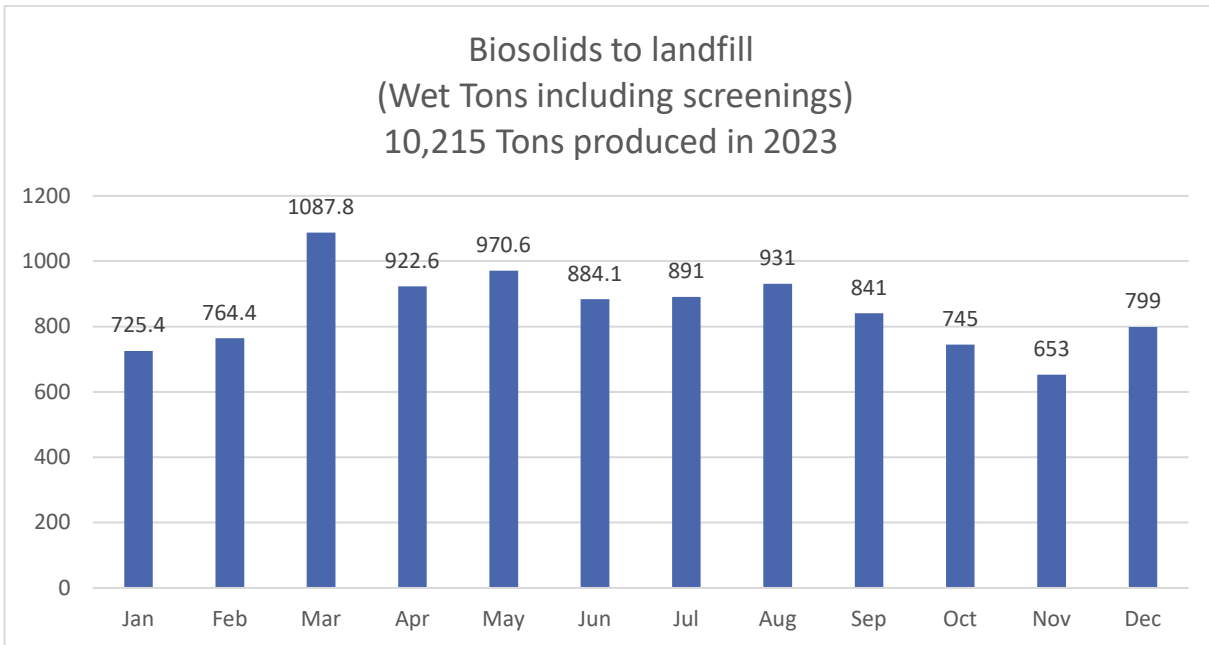
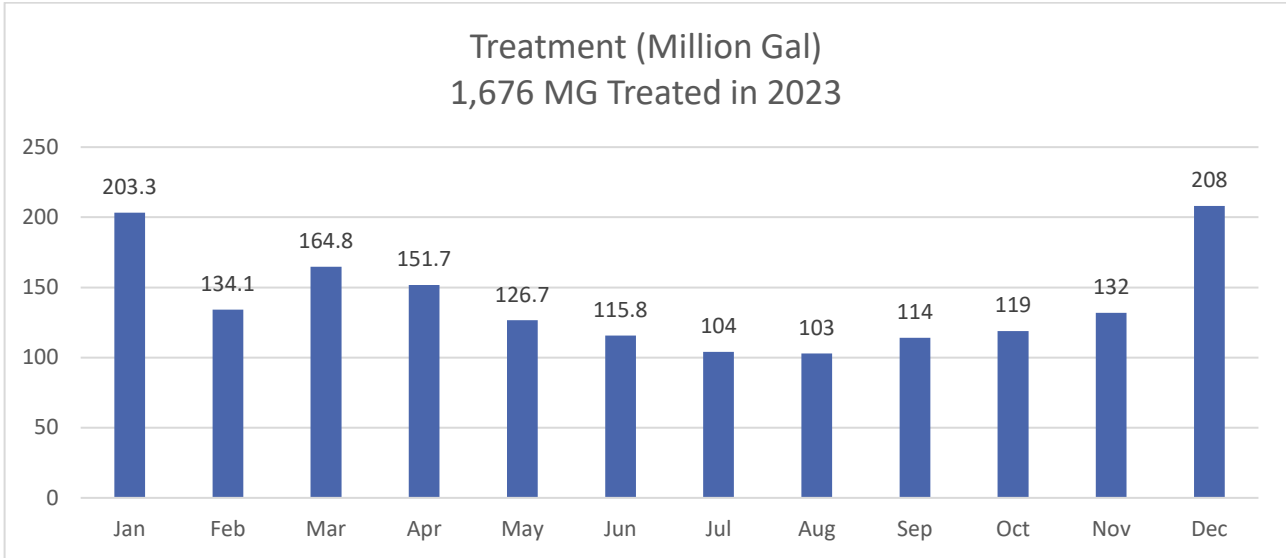
produced and hauled approximately 9.7 tons of flexchar with the system in Q4 and potentially have two businesses interested in beneficial reuse of the product depending on laboratory analysis of the product.

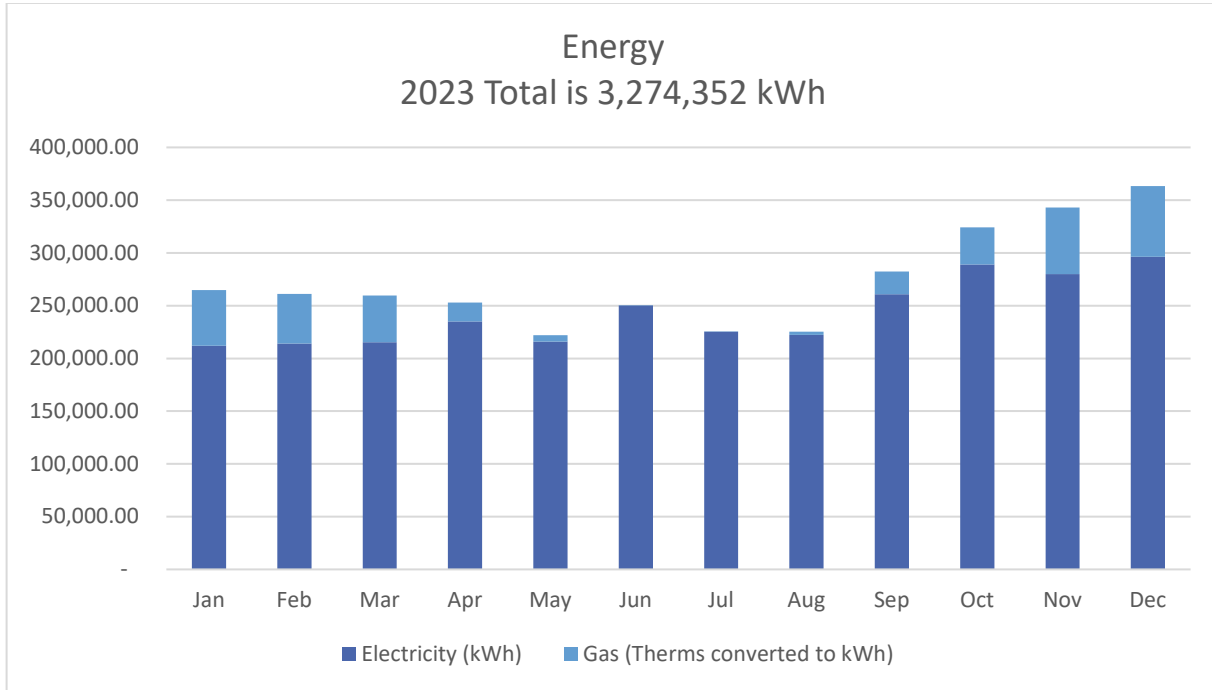


**Metrics
Operations and Maintenance.**



Solid Waste, Treatment





Fleet

Q1 Highlights

People

Total positions approved	4
Loss	0
Gains	0
Current Vacancies	0

By The Numbers

Fleet	
PD Vehicles	43
PW Vehicles	125
Heavy Equipment (tractors, excavators etc)	27
Dump trucks (plows)	10
Electric Vehicles	11
Hybrid Vehicles	15

Trailers	19
Sweepers	2
Special Vehicles (camera truck, Vacuum truck)	7
Generators	14
Fuel island capacity (Unleaded)	22,000
Fuel island capacity (Diesel)	6,000
EV chargers	9

Fleet - 2023 Goals

Goals that Fleet identified in the first quarter of 2023 were ambitious. Most of these goals were related to vehicle replacements and additions. Due to supply chain issues, inventory shortages, and delayed production, the list of carryforward projects from 2022 was well above average with 14 vehicle purchases. In addition to the large carryforward projects (14), the city council approved an unprecedented number of new vehicle additions (23) in addition to the regular scheduled vehicle replacements (9). The total number of vehicles and equipment to purchase in 2023 was 46. The intent was to purchase and outfit all 46 vehicles by the end of 2023.

2023 Achievements

Vehicle Procurement and Outfitting

Every vehicle purchase requires time to outfit and prepare before it can go into service as well as the time to decommission and surplus the vehicles being replaced. These new vehicle set-ups and teardowns take away from the regular workflow of the shop that must be performed to continue normal operations. Outfitting 20 of those vehicles with the necessary police equipment presented a unique challenge. Historically, fleet performed the police vehicle upfitting in house for quality control, scheduling accommodations, and flexibility for customizations. Performing the upfitting of 20 police vehicles in-house this year was not a feasible option. Fleet was able to secure a third party to execute these vehicles set ups. Fleet was also able to source all these vehicles in a competitive market with limited inventory by securing new interlocal agreements with Snohomish County and the State of Arizona.

Fleet has been able to put into service 18 new vehicles this year and are in the process of finalizing another 18 by January 2024. We were also able to decommission and surplus 11 old vehicles from the fleet.

Take-Home Vehicle Policy

The need for all these extra vehicles is to accommodate a new car per officer program. Issuing a car per officer also includes the ability to assign those vehicles as take-home vehicles. As of recent, we did not have any policy or language in place to support a take-home vehicle program. Drafting and implementing a take-home vehicle policy was a necessary requirement to successfully manage the police fleet. Fleet was successful in drafting and implementing a new Take-Home Vehicle Policy that was adopted by the city council in April.

New FTE Fleet Mechanic

Anticipating the impact of our growing our fleet, it was also our intention to address the limited staffing resources available by increasing our staffing in the department from 2 Fleet Mechanics to 3 Fleet Mechanics. Contributing factors to justify the need for the staffing increase include the trend of gradual fleet growth over the past decade, sudden fleet growth in 2023, and the specific application of those new vehicle additions being allocated as police patrol vehicles that require above average maintenance and repairs. Although police account for 1/3 of our total fleet, they account for 2/3 of our shop labor. The 2023 vehicle additions resulted in an increase of 125% for our current police patrol fleet. Fleet was successful in increasing our staff with the addition of a new Fleet Mechanic in October. The experience and expertise of our new Fleet Mechanic has resulted in significant progress and advancements in the services that we are able to provide.

CMMS and Fuel Site Updates

The existing asset management software and fuel site management software used by Fleet has been outdated for some time and has not been supported since 2017. For accuracy, reliability, and efficiency of the department, Fleet transitioned to a new asset management software that records all work orders, labor hours, inventory tracking, and parts costs. The updated software has improved the processes for reporting, accurate costs analysis, records retention, and work request submissions. The fuel site

management software updates included a new chip card reader at the fuel island and updated software. These updates have improved our ability to accurately record all costs associated with work performed and fuel transactions.

Unscheduled repairs and preventive maintenance

In addition to the unexpected increase in capital projects and operational changes, Fleet continued to execute its normal workflow with minimal interruptions. Fleet performed 341 preventative maintenance services, 367 unscheduled repairs, 25 safety recalls, and 18 vehicle accidents.

2024 Goals

The accomplishments of 2023 reflect a very busy year for Fleet. There remain a lot of capital projects that are in progress but have not been finalized. 2024 will start off with an above average number of carryforward projects. Most of them will be finalized within the first quarter and the remaining projects will continue to progress along with the regularly scheduled replacements. 2024 has 10 scheduled replacements that will be executed along with the 2023 carryforwards.

Training.

Our new Fleet Mechanic will continue to learn about the variety of equipment that we have. Street sweepers, Vector trucks, police equipment, heavy equipment, snow removal equipment, and dump trucks are some of the things that we will be training on. Attending CDL school and acquiring his CDL will be among the list of accomplishments he will be completing.

Improved set up time of new vehicles

As stated in the achievements of 2023, the police vehicle outfitting was performed by an outside vendor. I intend on bringing the outfitting of these police vehicles back in-house. This will ensure better quality control, project management, equipment sourcing, and customizations as we determine necessary. This will require additional hands-on training in-house and I will be working closely with our Fleet Mechanics on this throughout the year.

Safety and regulatory requirements

The fuel site located at Public Works was installed in 1995 and is going to require a well-planned and forecasted replacement plan. The aging underground storage tanks are in satisfactory condition but will need to be replaced soon. This replacement has been included in the CIP and will begin review and design for the replacements of our underground storage tanks.

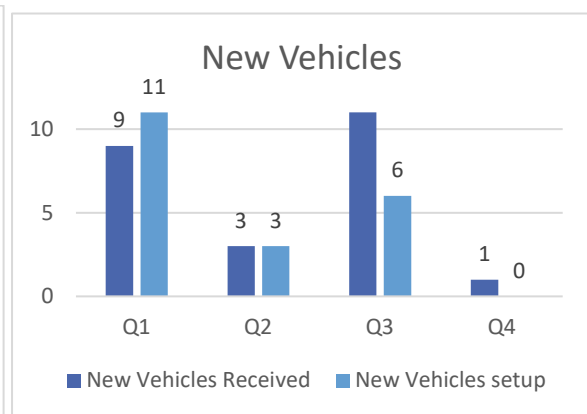
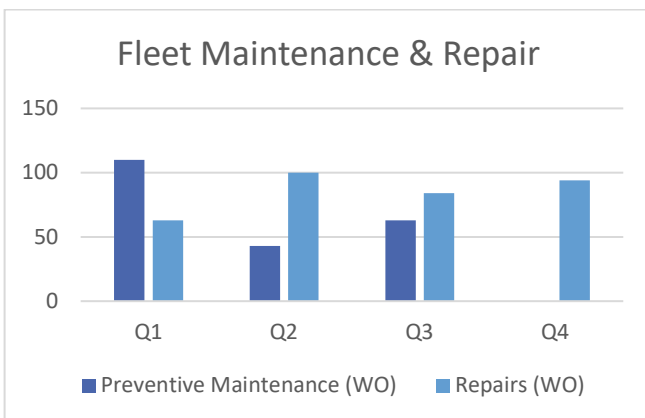
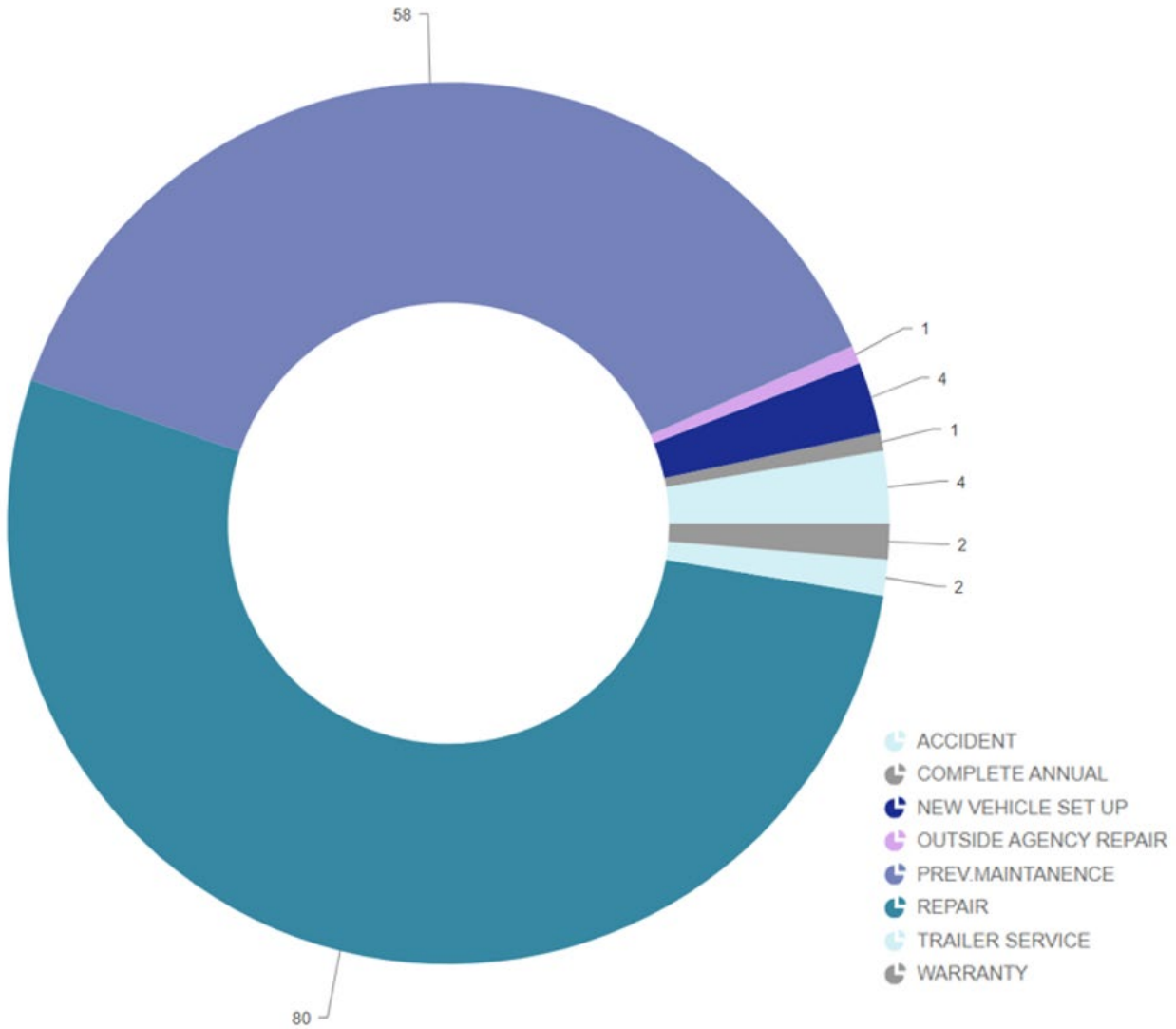
With vehicle use policies changing, including a new vehicle take home policy, Fleet is working to improve reporting and accountability for all fleet assets, this is critical for the operation and maintenance of the fleet and the readiness of the city.

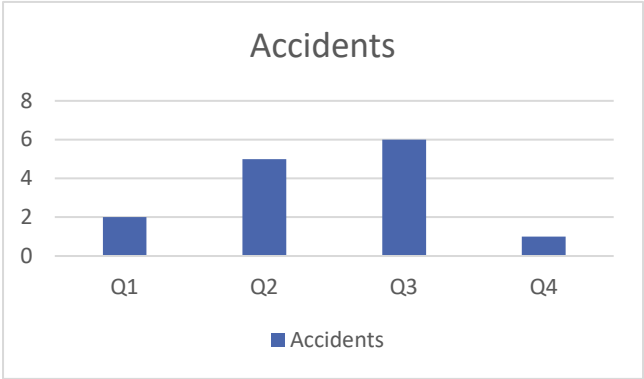
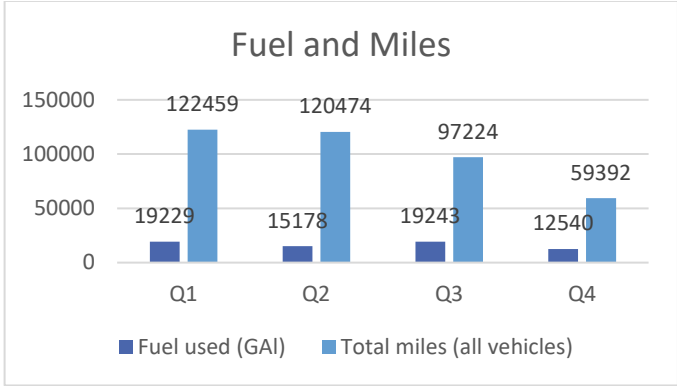
Budget

The 2024 budget has presented many new challenges as it relates to our daily operations. Fleet will be carefully monitoring and evaluating our expenses throughout the year. It is the intent to identify areas where reductions can be made without compromising the level of services provided. One area of focus is our fuel costs. Fleet intends on identifying all eligible vehicles for propane conversions. This results in a reduced fuel cost (currently at \$1.50/Gal) as well as reduced CO emissions.

Metrics

Work Orders by Work Type





Engineering

People

Total positions approved	18.5
Loss	0
Gains	0
Current Vacancies	1

Q4 Highlights

Grants:

- SS4A Grant – The City will receive a \$300,000 federal grant through the U.S. Department of Transportation’s Safe Streets and Roads for All (SS4A) Grant Program. This program is focused on the development or update of local roadway safety plans by developing well-defined strategies to prevent roadway fatalities and serious injuries. It will also identify and prioritize future projects to help address roadway safety issues.

The City partnered with ten other agencies, including Puget Sound Regional Council (PSRC), on a \$2.87 million grant application. The City will be working closely with the agency to support the goal of reducing fatalities and serious injuries on roadways in the Puget Sound region.

- A Transportation Improvement Board (TIB) grant application was submitted for the SR104 Adaptive System project in August 2023. In November, TIB released their grant awards and the project did not score high enough to receive funding.

Contracts Awarded

December 2023

- **2024 Overlay Project** – Professional Services Agreement signed with CM Design for the 2024 Overlay Project- \$66,127 Contract

Training

December 2023

- Jenelle Ho, Associate Engineer, attended a Public Works Fundamentals course in Sequim, WA.

- The Engineering staff completed annual Title VI training in compliance with FHWA and WSDOT requirements to prohibit discrimination on our projects and programs.

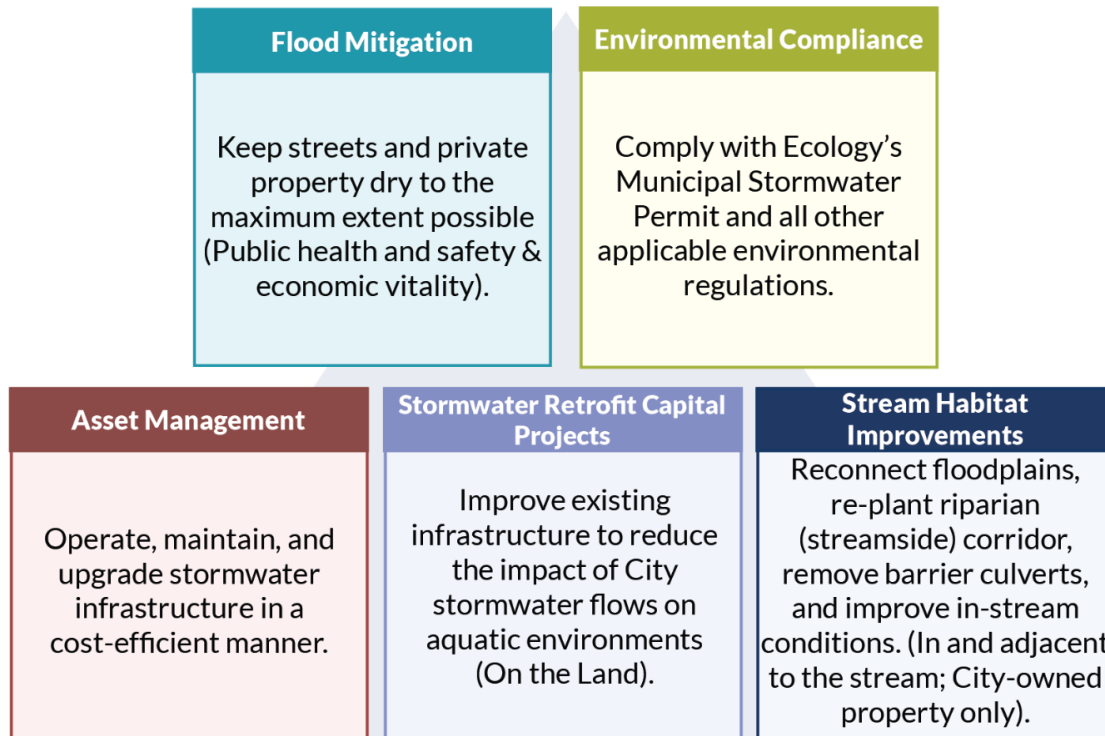
Capital Projects

- **Storm & Surface Water Comprehensive Plan**

- A robust public engagement process was completed. This process included:
 - Press releases,
 - Facebook and other social media
 - Traditional media postings,
 - Virtual workshops
 - Project survey, and.
 - An in-person event.



Feedback was achieved and used to refine project goals and develop an initial storm and surface water capital improvement plan that will be included in the Plan.



Additional information on this can be found the link below.

<https://www.edmondswa.gov/cms/one.aspx?portalId=16495016&pageId=19792528>

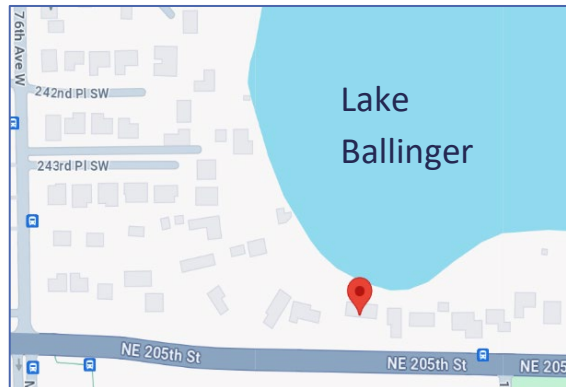
- **Citywide Bicycle Improvements/Elm Way Walkway Projects**

This project is currently under suspension due to the weather. Construction will resume in early spring of 2024. The storm and roadway improvements on 228th ST SW from 78th Pl W to 80th Ave, roadway work and pedestrian improvements along Bowdoin Way from 84th Ave W to 9th Ave S are complete. Work for the Citywide Bicycle Project will resume in early spring of 2024.



For the Elm Way Walkway Project, storm and roadway improvement work is 65% complete. Sidewalk and curb ramps are complete from 8th Ave S and Elm Way to Coronado Pl and Elm Way are complete. Restoration and striping will be completed in the spring of 2024.

- **7317 Lake Ballinger Property Purchase** – Staff have been in negotiations with the property owner to acquire the property at 7317 Lake Ballinger Way. The purchase and sales agreement will be prepared in the first quarter of 2024 to complete the acquisition.



- **84th Ave Walkway (238th St – 234th St)** -- A decision package requesting \$75,000 to fund up to 30% design of this project was approved by Council on 12/27/23. The completion of the 30% design is expected to take up to three months.

- **2023 Utility Replacement Project** – Installation of sewer main on Maple St and



SR-104 was completed. Main St, Maple St, and SR-104 were repaved and striped. Due to inclement weather and material delays the completion of thermoplastic crosswalk bars and installation of Cured-in-place-pipe (CIPP) was postponed until Q1 of 2024.

- **2024 Overlay Project** – Design began in December on the overlay of approximately 3.5 lane-miles of City streets at various locations. The 2024 program is heavily focused on street segments in the Lake Ballinger and Maplewood neighborhoods. Additionally, several downtown streets will be paved after recent utility installations.

Private Development

- Through the quarter there was a high volume of Development related inquiries over the phone, email, at the permit counter as well as in development review committee and pre-application meetings.
- The development team continued to assist prospective developers, homeowners, business owners, project design professionals and city staff with the information necessary to make development related decisions and move forward with project permitting and construction.

October 2023

- October brought the highest number of inspections performed in a month in 2023. On average 400 inspections are completed in a month and this past October staff recorded 465 inspections.

November 2023

- Inspections totaled 394

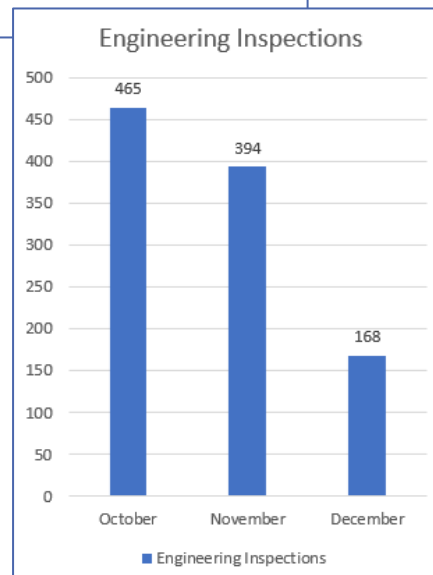
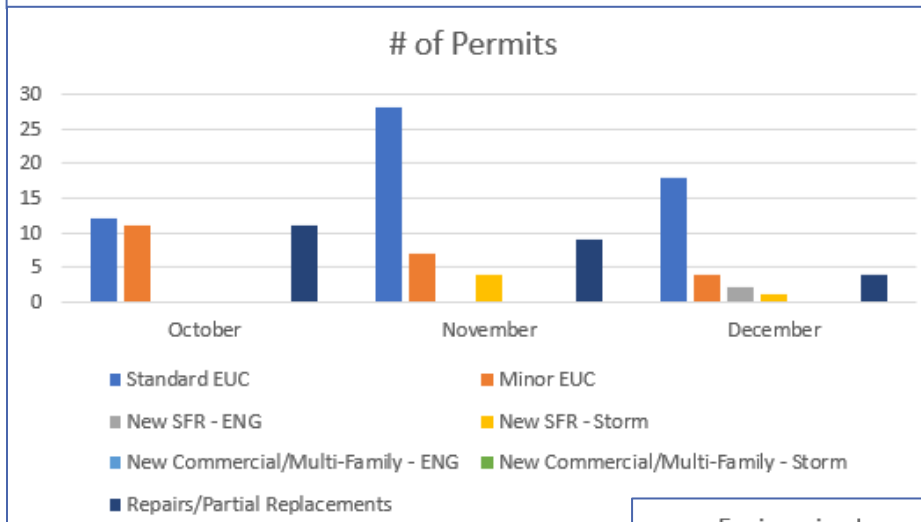
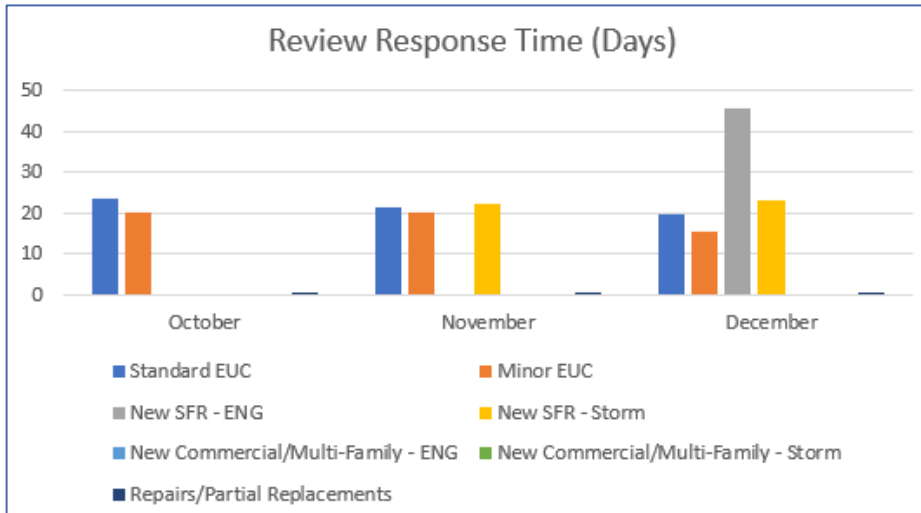
December 2023

- The Engineering Development team (comprised of 5.5 FTE's) is down one staff person who is out on leave for several months. We expect to regain full staffing levels again the start of 2nd quarter 2024.

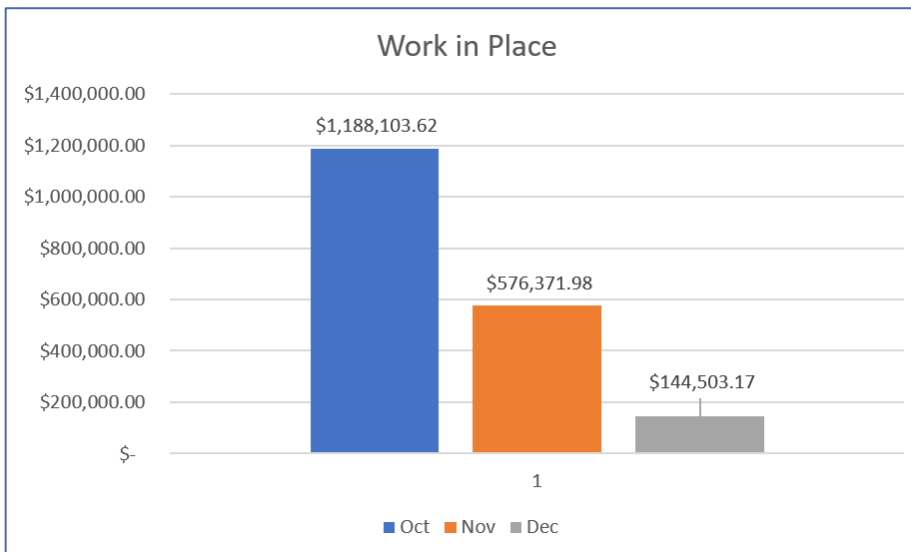
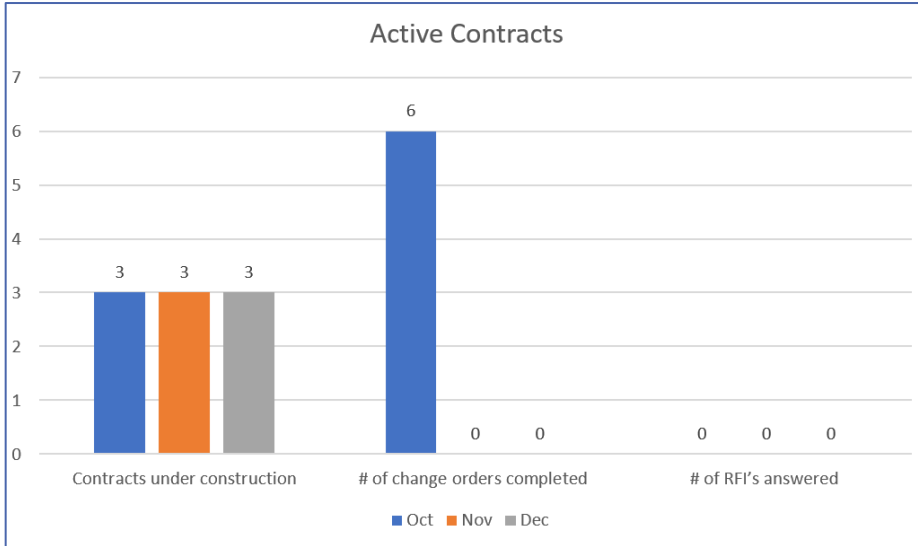
- December is always slower due to the weather changes and holidays, but things will quickly pick up again in 2024.

Metrics

Private Development



Construction





Engineering Project Status Reports

ENGINEERING PROJECT STATUS REPORT

Public Works - Stormwater Perrinville Creek Flow Management Projects

PWD-03

Estimated Project Cost \$120,000
Expenditures to Date \$90,199
Estimated Construction Date Q3 2023
Estimated Completion Date Q4 2023
Project Manager Mike DeLilla
Project Webpage

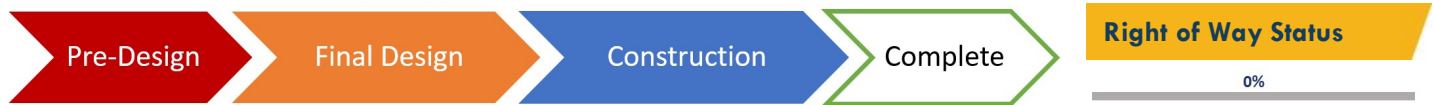


Project Description

Reducing scouring flows to reduce sediments load in Perrinville Creek was identified in a previous basin report completed in 2015 as a critical element of restoring this creek which has been significantly impacted by urban development. The projects funded by this program are incremental steps toward recovering this stream run as adequate fish habitat. These efforts have become even more critical given recent challenges around the Perrinville Creek outfall area. This program is a fund for implementing projects within the Perrinville Creek basin to reduce scour flows in the creek. It allows staff flexibility to respond to ad-hoc opportunities such as rain garden cluster projects, or ensure matching funds are available for chasing grant applications for flow reductions projects.

Project Status

SnoCo Conservation District construction complete for Raingardens in Perrinville on 83rd ave W between 188th & 190th.



Related Documents

City Council Actions

Design Contract Awarded 3/16/2023

Construction Contract Awarded 3/16/2023

CT not awarded yet or not applicable

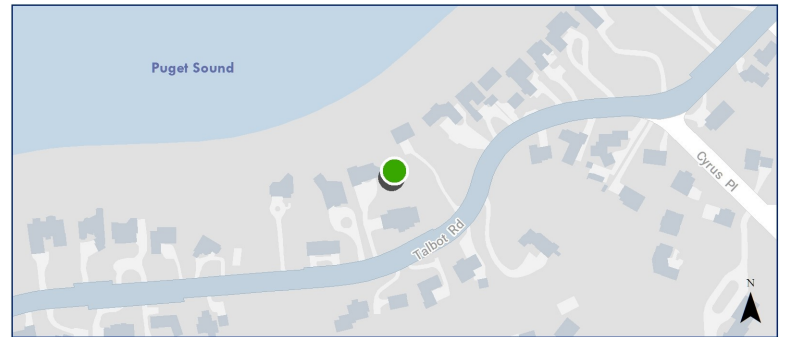
Project Funding	2023	2024	2025	2026	2027	2028	23-28 Total
Stormwater Utility Fund 422	\$120,000	\$100,000	\$100,000	\$100,000	\$100,000		\$520,000
ARPA Funds							
Secured Grants							
Unsecured Grants							
Funding Source Total	\$120,000	\$100,000	\$100,000	\$100,000	\$100,000		\$520,000

ENGINEERING PROJECT STATUS REPORT

Public Works - Stormwater Lower Perrinville Creek Restoration Project

PWD-04

Estimated Project Cost \$7,050,000
Expenditures to Date \$136,051
Estimated Construction Date TBD
Estimated Completion Date TBD
Project Manager Mike DeLilla
Project Webpage



Project Description

The purpose of this project is to improve the environmental health of the creek necessary to support fish habitat, and to restore the storm water capacity. The project consists of the modifications to three structures that currently prevent fish passage and are undersized for the flows on the creek, (1) the culvert at the BNSF track, remove and replace with a fish-friendly culvert or bridge with adequate flow capacity, (2) return flow to the creek between the diversion structure and the BNSF culvert by blocking the structure and restoring creek capacity and (3) culvert at Talbot Road, remove and replace with a fish-friendly culvert or bridge that provides adequate fish passage and storm water flow capacity. This project will increase the resiliency of the watershed by building the structures that mimic the natural channel performance necessary for fish habitat and stormwater flow capacity. The project also includes time and effort to research and apply for supplemental/additional funding sources for construction. Due to the project complexity and number of stakeholders, the planning and design phase is estimated to be 2-years.

Project Status

Construction easement negotiations with property owners & BNSF in progress. Preliminary stream alignment design in progress, coordination with DFW to extend the HPA for the diversions structure in progress and pursuing various grants to fund the City portion of the project. BNSF/Tribes pursuing RR culvert/bridge separately.



Right of Way Status

0%

Related Documents

City Council Actions

Design Contract Awarded 6/16/2022

Construction Contract Awarded

CT not awarded yet or not applicable

Project Funding	2023	2024	2025	2026	2027	2028	23-28 Total
Stormwater Utility Fund 422	\$68,884	\$45,896	\$797,937	\$750,000			\$1,662,717
ARPA Funds	\$681,116	\$454,104	\$192,464				\$1,327,684
Secured Grants							
Unsecured Grants			\$1,809,599	\$2,250,000			\$4,059,599
Funding Source Total	\$750,000	\$500,000	\$2,800,000	\$3,000,000			\$7,050,000

ENGINEERING PROJECT STATUS REPORT

Public Works - Stormwater Phase 4 Storm Maintenance Project

PWD-11

Estimated Project Cost \$1,912,400
Expenditures to Date \$98,534
Estimated Construction Date Q2 2024
Estimated Completion Date Q4 2024
Project Manager Greg Malowicki
Project Webpage



Project Description

Annual storm drain replacement project for 2023 construction. Project proposes to replace or rehab storm drain infrastructure in several locations throughout the City. Location of work identified by City crews via first hand knowledge or video inspection results. Much of Edmonds stormwater infrastructure is past its lifespan and requires routine replacement or repair in order to preserve the function of the storm drain system. Failure to conduct annual maintenance projects will increase chances of a storm drain system failure.

Project Status

Design nearly complete, 90% review underway. Project to be wrapped into 2024 Utility Replacement Project targeting March 2024 bid date.



Right of Way Status

N/A

Related Documents

City Council Actions

Design Contract Awarded 6/29/2023

Construction Contract Awarded

CT not awarded yet or not applicable

Project Funding	2023	2024	2025	2026	2027	2028	23-28 Total
Stormwater Utility Fund 422	\$290,000	\$1,622,400					\$1,912,400
ARPA Funds							
Secured Grants							
Unsecured Grants							
Funding Source Total	\$290,000	\$1,622,400					\$1,912,400

ENGINEERING PROJECT STATUS REPORT

Public Works - Sewer Phase 10 Sewer Replacement (2023)

PWS-02

Estimated Project Cost \$2,018,700
Expenditures to Date \$1,381,813
Estimated Construction Date Q2 2023
Estimated Completion Date 2/9/24
Project Manager Greg Malowicki
Project Webpage [2023 Utility Replacement](#)



Project Description

Per the approved 2013 Sewer Comprehensive Plan, the project will replace pipe and related appurtenances at various locations throughout the City due to old age, being undersized, need to increase capacity, or more prone to breakage due to its material properties.

Project Status

All sewer main and site restoration complete. Waiting for warm and dry weather to complete final thermoplastic pavement marking installation.



Right of Way Status
N/A

Related Documents

City Council Actions

Design Contract Awarded 3/22/2022
Construction Contract Awarded 4/26/2023 CT not awarded yet or not applicable

Project Funding	2023	2024	2025	2026	2027	2028	23-28 Total
Sewer Fund 423	\$1,689,212						\$1,689,212
Funding Source Total	\$1,689,212						\$1,689,212

ENGINEERING PROJECT STATUS REPORT

Public Works - Sewer Phase 11 Sewer Replacement (2024)

PWS-03

Estimated Project Cost \$2,314,297
Expenditures to Date \$118,600
Estimated Construction Date Q2 2024
Estimated Completion Date Q4 2024
Project Manager Greg Malowicki
Project Webpage



Project Description

Per the approved 2013 Sewer Comprehensive Plan, the project will replace pipe and related appurtenances at various locations throughout the City due to old age, being undersized, need to increase capacity, or more prone to breakage due to its material properties.

Project Status

90% design and review completed. Project to be combined with other utilities projects into the 2024 Utility Replacement Project.



Related Documents

City Council Actions

Design Contract Awarded 4/20/2023

Construction Contract Awarded CT not awarded yet or not applicable

Project Funding	2023	2024	2025	2026	2027	2028	23-28 Total
Sewer Fund 423	\$349,517	\$1,964,780					\$2,314,297
Funding Source Total	\$349,517	\$1,964,780					\$2,314,297

ENGINEERING PROJECT STATUS REPORT

Public Works - Sewer 2023 Sanitary Sewer Replacement Overlays

PWS-14

Estimated Project Cost \$200,000
Expenditures to Date \$160,496
Estimated Construction Date Q3 2023
Estimated Completion Date 10/30/23
Project Manager Ryan Hague
Project Webpage [City Overlay](#)



Project Description

Road pavement overlays to cover areas of roadways that were excavated and patched in previous years as part of the Sanitary Sewer Replacement Projects.

Project Status

Project is substantially complete.



Right of Way Status

N/A

Related Documents

City Council Actions

Design Contract Awarded 12/16/2022

Construction Contract Awarded 8/15/2023

CT not awarded yet or not applicable

Project Funding	2023	2024	2025	2026	2027	2028	23-28 Total
Sewer Fund 423	\$200,000						\$200,000
Funding Source Total	\$200,000						\$200,000

ENGINEERING PROJECT STATUS REPORT

Public Works - Transportation Annual Street Preservation Program

PWT-01

Estimated Project Cost \$1,126,000 (2023)
Expenditures to Date \$491,698
Estimated Construction Date Q3 2023
Estimated Completion Date 10/30/23
Project Manager Ryan Hague
Project Webpage [City Overlay](#)



Project Description

Annual pavement preservation program to maintain City streets.

Project Status

Project is substantially complete.



Right of Way Status

N/A

Related Documents

City Council Actions

Design Contract Awarded 12/16/2022

Construction Contract Awarded 8/15/2023

CT not awarded yet or not applicable

Project Funding	2023	2024	2025	2026	2027	2028	23-28 Total
Carry Forward / Budget Amendments	\$126,000						\$126,000
Street Fund 112 - Gas Tax & Multi-modal				\$150,000	\$150,000	\$150,000	\$450,000
REET Fund 125	\$500,000	\$500,000	\$500,000	\$500,000	\$500,000	\$500,000	\$3,000,000
REET Fund 126	\$500,000	\$500,000	\$500,000	\$500,000	\$500,000	\$500,000	\$3,000,000
Transportation Impact Fees							
General Fund		\$500,000	\$500,000	\$500,000	\$500,000	\$500,000	\$2,500,000
Stormwater Utility Fund 422							
Federal Grants							
State Grants							
Unsecured Funding							
Funding Source Total	\$1,126,000	\$1,500,000	\$1,500,000	\$1,650,000	\$1,650,000	\$1,650,000	\$9,076,000

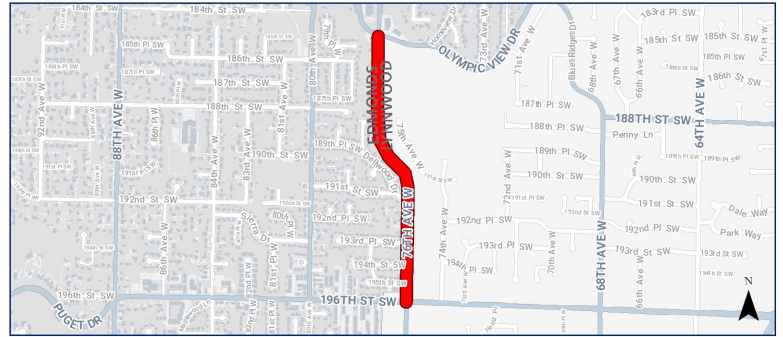
ENGINEERING PROJECT STATUS REPORT

Public Works - Transportation

PWT-03

76th Ave W Overlay - 196th St SW to Olympic View Dr

Estimated Project Cost \$2,583,000
Expenditures to Date \$2,442,228
Estimated Construction Date Q3 2022
Estimated Completion Date 6/1/23
Project Manager Ryan Hague
Project Webpage [City Overlay](#)



Project Description

Pavement overlay of 76th Ave. W from 196th St. SW to Olympic View Dr. with pedestrian curb ramp upgrades and addition of a bike lane for the northbound movement. This is a joint project funded by the Cities of Edmonds and Lynnwood, since the west half of the street is in the City of Edmonds and the east half is in the City of Lynnwood.

Project Status

Construction is Substantially Complete



Right of Way Status

N/A

Related Documents

City Council Actions

Design Contract Awarded 4/29/2021

Construction Contract Awarded 7/26/2022

CT not awarded yet or not applicable

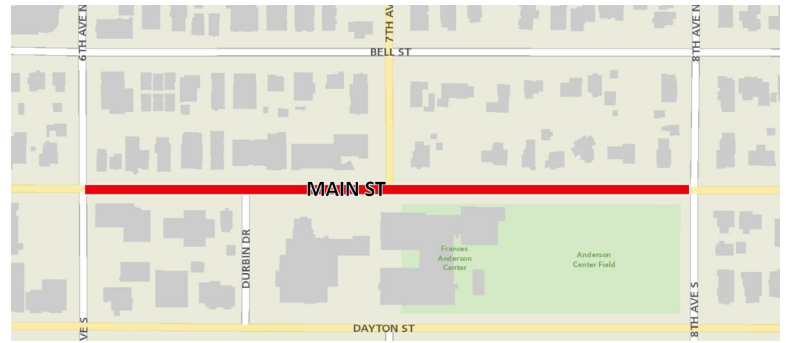
Project Funding	2023	2024	2025	2026	2027	2028	23-28 Total
Carry Forward / Budget Amendments	\$1,613,415						\$1,613,415
Street Fund 112 - Gas Tax & Multi-modal							
REET Fund 125							
REET Fund 126	\$3,315						\$3,315
Transportation Impact Fees							
General Fund							
Stormwater Utility Fund 422							
Federal Grants							
State Grants	\$11,685						\$11,685
Other							
Unsecured Funding							
Funding Source Total	\$1,628,415						\$1,628,415

ENGINEERING PROJECT STATUS REPORT

Public Works - Transportation Main St Overlay from 6th Ave to 8th Ave

PWT-04

Estimated Project Cost \$1,200,000
Expenditures to Date \$44,875
Estimated Construction Date Q3 2024
Estimated Completion Date Q3 2024
Project Manager Ryan Hague
Project Webpage



Project Description

Pavement overlay along Main St. from 6th Ave. to 8th Ave. with pedestrian curb ramps upgrades and eastbound bike lane. The project will be funded with a federal grant (funds available in 2023) and City funds for a local match.

Project Status

Design is ongoing and the project to advertise for bids in May 2024



Right of Way Status
N/A

Related Documents

City Council Actions

Design Contract Awarded 6/26/2023

Construction Contract Awarded CT not awarded yet or not applicable

Project Funding	2023	2024	2025	2026	2027	2028	23-28 Total
Street Fund 112 - Gas Tax & Multi-modal							
REET Fund 125	\$31,400	\$156,000					\$187,400
REET Fund 126							
Transportation Impact Fees							
General Fund							
Stormwater Utility Fund 422							
Federal Grants	\$125,600	\$624,500					\$750,100
State Grants							
Unsecured Funding							
Funding Source Total	\$157,000	\$780,500					\$937,500

ENGINEERING PROJECT STATUS REPORT

Public Works - Transportation

PWT-09

Hwy 99 Revitalization & Gateway Project - Stage 2

Estimated Project Cost \$9,891,000
Expenditures to Date \$9,069,005
Estimated Construction Date Q2 2022
Estimated Completion Date 07/31/2024
Project Manager Jaime Hawkins
Project Webpage [Highway 99 - Stage 2](#)



Project Description

Installation of raised landscaped median along Highway 99 corridor from 244th St. SW to 212th St. SW, addition of "Gateway" signage on both ends of the corridor, and a new pedestrian HAWK signal just north of 234th St. SW. The project is funded from state funds provided by the Connecting Washington Transportation program, as well as REET funds.

Project Status

Project is substantially complete. All contract work is complete to date, except the one year plant establishment. The plant establishment will be completed by end of July 2024.



Right of Way Status
 100%

Related Documents

City Council Actions

Design Contract Awarded 7/21/2020

Construction Contract Awarded 5/3/2022

CT not awarded yet or not applicable

Project Funding	2023	2024	2025	2026	2027	2028	23-28 Total
Carry Forward / Budget Amendment	\$2,820,000						\$2,820,000
REET Fund 125							
REET Fund 126	\$81,000						\$81,000
Transportation Impact Fees							
General Fund							
Stormwater Utility Fund 422							
Federal Grants							
State Grants	\$2,565,000						\$2,565,000
Unsecured Funding							
Funding Source Total	\$5,466,000						\$5,466,000

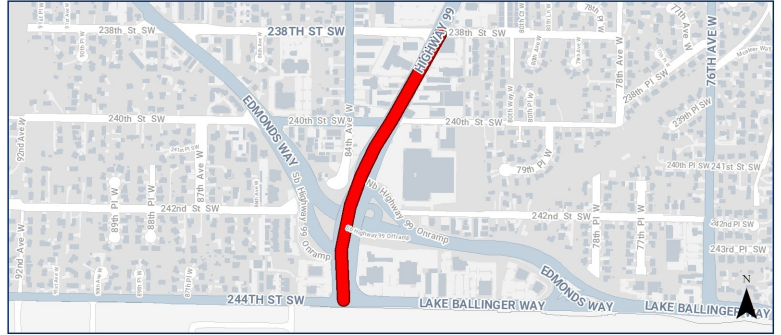
ENGINEERING PROJECT STATUS REPORT

Public Works - Transportation

PWT-10

Hwy 99 Revitalization & Gateway Project - Stage 3

Estimated Project Cost \$32,870,000
Expenditures to Date \$533,385
Estimated Construction Date Q1 2028
Estimated Completion Date Q4 2029
Project Manager Bertrand Haus
Project Webpage <https://www.edmondswa.gov/h>



Project Description

The Stage 3 Highway 99 project limits are from 244th St SW to 238th St. SW. The project will add a planter strip on both sides of the street, new street lighting, improved stormwater facilities, targeted utility replacements, potential undergrounding of overhead utilities, landscaping and other softscape treatments. The Design and right of way phases are funded through secured Connecting Washington funds.

Project Status

The 30% Design Plans and Estimates were submitted in January 2024 for City review. Stormwater, water quality, environmental / BA requirements are still being discussed based on City of Edmonds Code and up-coming DOE revisions.



Related Documents

City Council Actions

Design Contract Awarded 6/1/2022

Construction Contract Awarded CT not awarded yet or not applicable

Project Funding	2023	2024	2025	2026	2027	2028	23-28 Total
Street Fund 112 - Gas Tax & Multi-modal							
REET Fund 125							
REET Fund 126							
Transportation Impact Fees							
General Fund							
Water Utility Fund 421		\$20,000	\$20,000	\$135,000	\$100,000		\$275,000
Stormwater Utility Fund 422							
Sewer Utility Fund 423		\$10,000	\$10,000	\$10,000	\$30,000		\$60,000
Federal Grants							
State Grants	\$2,010,000	\$2,578,000	\$1,470,000	\$14,765,000	\$6,381,000		\$27,204,000
Unsecured Funding					\$5,241,000		\$5,241,000
Funding Source Total	\$2,010,000	\$2,608,000	\$1,500,000	\$14,910,000	\$11,752,000		\$32,780,000

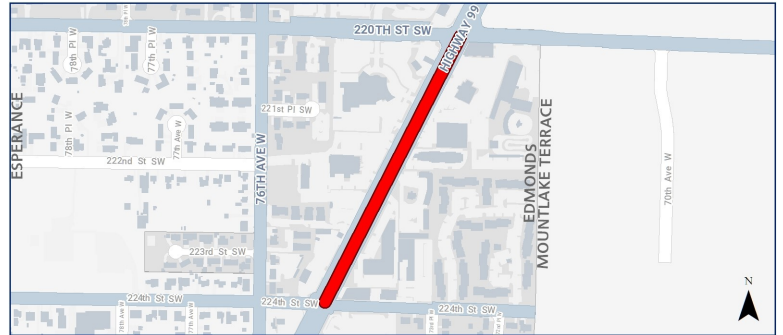
ENGINEERING PROJECT STATUS REPORT

Public Works - Transportation

PWT-11

Hwy 99 Revitalization & Gateway Project - Stage 4

Estimated Project Cost \$42,534,000
Expenditures to Date \$501,911
Estimated Construction Date 01 2028
Estimated Completion Date Q4 2029
Project Manager Bertrand Haus
Project Webpage <https://www.edmondswa.gov/g>



Project Description

The Stage 4 Highway 99 project limits are from 224th St SW to approximately 500 feet north of 220th St. SW. The project will add a planter strip on both sides of the street, new street lighting, improved stormwater facilities, targeted utility replacements, potential undergrounding of overhead utilities, landscaping and other softscape treatments. The intersection of Highway 99 and 220th St. will be widened to add capacity and improve the level of service. The Design and right of way phases are funded through secured Connecting Washington funds, a federal grant and local traffic impact fees.

Project Status

The 30% Design Plan and Estimates were submitted in January 2024 for City review. Stormwater, water quality, environmental / BA requirements are being determined based on Edmonds City Code and up-coming DOE revisions.



Related Documents

City Council Actions

Design Contract Awarded 6/1/2022

Construction Contract Awarded CT not awarded yet or not applicable

Project Funding	2023	2024	2025	2026	2027	2028	23-28 Total
Street Fund 112 - Gas Tax & Multi-modal							
REET Fund 125							
REET Fund 126			\$704,000	\$565,000			\$1,269,000
Transportation Impact Fees	\$365,000	\$269,000	\$1,917,000	\$727,000			\$3,278,000
Water Utility Fund 421		\$40,000	\$40,000		\$300,000	\$300,000	\$680,000
Stormwater Utility Fund 422							
Sewer Utility Fund 423		\$20,000	\$20,000		\$150,000	\$150,000	\$340,000
Federal Grants	\$375,000	\$1,284,000	\$1,523,400	\$970,000			\$4,152,400
State Grants		\$1,087,000	\$143,600				\$1,230,600
Unsecured Funding					\$15,984,000	\$15,550,000	\$31,534,000
Funding Source Total	\$740,000	\$2,700,000	\$4,348,000	\$2,262,000	\$16,434,000	\$16,000,000	\$42,484,000

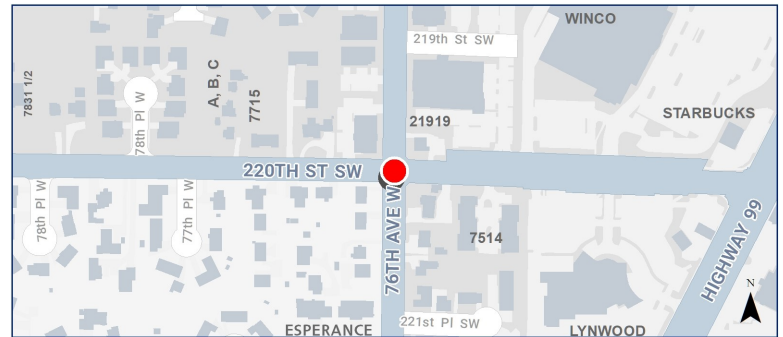
ENGINEERING PROJECT STATUS REPORT

Public Works - Transportation

PWT-19

76th Ave W @ 220th St SW - Intersection Improvements

Estimated Project Cost \$9,000,000
Expenditures to Date \$587,387
Estimated Construction Date Q1 2027
Estimated Completion Date Q4 2027
Project Manager Bertrand Hauss
Project Webpage [76th @ 220th Intersection](#)



Project Description

Reconfigure eastbound lanes to a left turn lane and through / right turn lane. Add eastbound and westbound dedicated left turn lanes with a protected-permitted phase. Provide right turn overlap for westbound movement during southbound left turn phase. (Additional improvements include wider sidewalk, bike lanes, and various utility improvements (including potential conversion overhead utility lines to underground). ROADWAY PROJECT PRIORITY #1 in 2015 Transportation Plan

Project Status

Progress was made on the 60% PS&E. Those documents are scheduled to be submitted to the City in January 2024. Progress was also made on the Environmental and BA documents and the DRAFTS are scheduled to be submitted to WSDOT in Q1 2024.



Right of Way Status

0%

Related Documents

City Council Actions

Design Contract Awarded 6/3/2021

Construction Contract Awarded CT not awarded yet or not applicable

Project Funding	2023	2024	2025	2026	2027	2028	23-28 Total
Street Fund 112 - Gas Tax & Multi-modal							
REET Fund 125							
REET Fund 126		\$316,000					\$316,000
Transportation Impact Fees	\$308,500	\$108,000	\$181,000				\$597,500
General Fund							
Stormwater Utility Fund 422							
Water Utility Fund 421	\$30,000	\$30,000	\$7,000	\$500,000			\$567,000
Federal Grants	\$372,750	\$346,000	\$274,750				\$993,500
State Grants							
Unsecured Funding				\$6,173,000			\$6,173,000
Funding Source Total	\$711,250	\$800,000	\$462,750	\$6,673,000			\$8,647,000

ENGINEERING PROJECT STATUS REPORT

Public Works - Transportation SR-104 Adaptive System - 236th to 226th

PWT-20

Estimated Project Cost \$4,400,000
Expenditures to Date \$208,754
Estimated Construction Date TBD
Estimated Completion Date TBD
Project Manager Bertrand Hauss
Project Webpage



Project Description

Installation of an Adaptive System along SR-104 from 236th St. SW to 226th St. SW (total of five traffic signals along this stretch / spaced ~ ¼ mile from each other). No signal communication currently exists between any of the existing traffic signals. (SR-104 @ 236th St. SW, SR-104 @ 232nd St. SW, SR-104 @ 95th Pl. W, SR-104 @ 100th Ave. W, and SR-104 @ 226th St. SW). Possible future addition to this project may include addition of a traffic management center (TMC) at the Public Works Facility and connection of the Adaptive System to the TMC.

Project Status

The 30% plans were submitted to the City. The City will continue to pursue future grant opportunities for the Construction Phase.



Related Documents

City Council Actions

Design Contract Awarded 6/29/2022

Construction Contract Awarded CT not awarded yet or not applicable

Project Funding	2023	2024	2025	2026	2027	2028	23-28 Total
Street Fund 112 - Gas Tax & Multi-modal							
REET Fund 125	\$32,865						\$32,865
REET Fund 126							
Transportation Impact Fees							
General Fund							
Stormwater Utility Fund 422							
Federal Grants	\$210,575						\$210,575
State Grants							
Unsecured Funding			\$1,984,000				\$1,984,000
Funding Source Total	\$243,440		\$1,984,000				\$2,227,440

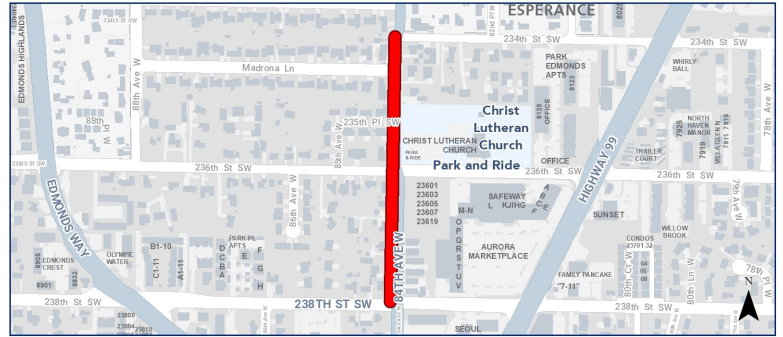
ENGINEERING PROJECT STATUS REPORT

Public Works - Transportation

PWT-32

84th Ave W Walkway from 238th St SW to 234th St SW

Estimated Project Cost \$1,160,000
Expenditures to Date \$4,742
Estimated Construction Date TBD
Estimated Completion Date TBD
Project Manager Russell Lynch
Project Webpage



Project Description

Install sidewalk along 84th Ave. W from 238th St .SW to 234th St. SW, with curb and gutter. This project ranked #5 in the Long Walkway List of the 2015 Transportation Plan.

Project Status

After the project had been suspended during Fall 2023, a 2024 budget decision package requesting \$75,000 for up to 30% design was approved by Council on 12/27/23. Preliminary design to begin in January 2024.



Right of Way Status

N/A

Related Documents

City Council Actions

Design Contract Awarded

Construction Contract Awarded

CT not awarded yet or not applicable

Project Funding	2023	2024	2025	2026	2027	2028	23-28 Total
Street Fund 112 - Gas Tax & Multi-modal							
REET Fund 125							
REET Fund 126							
Transportation Impact Fees							
General Fund							
Stormwater Utility Fund 422							
ARPA Funds	\$160,000						\$160,000
Federal Grants							
State Grants							
Unsecured Funding		\$1,000,000					\$1,000,000
Funding Source Total	\$160,000	\$1,000,000					\$1,160,000

ENGINEERING PROJECT STATUS REPORT

Public Works - Transportation Citywide Bicycle Improvements Project

PWT-39

Estimated Project Cost \$2,234,000
Expenditures to Date \$866,423
Estimated Construction Date 8/7/2023
Estimated Completion Date 11/21/2023
Project Manager Jaime Hawkins
Project Webpage [Citywide Bike](#)

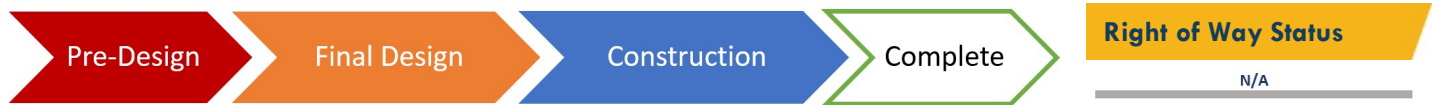


Project Description

Installation of bike lanes or sharrows along various street segments as identified on the Proposed Bike Facilities map of 2015 Transportation Plan. Bike lanes or sharrows will be added along 100th St. SW / 9th Ave. from 244th St. SW to Walnut St, Bowdoin Way from 9th Ave. to 84th Av., 228th St. SW from 80th Ave. to 78th Ave., and 80th Ave. from 228th St. SW to 220th St. SW. RRFB's will be added at various crossings along the Bowdoin and 9th Ave. / 100th St. SW corridors.

Project Status

This project is currently under suspension due to weather. Construction will resume in early spring of 2024. The storm and roadway improvements on 228th ST SW from 78th Pl W to 80th Ave, roadway work and pedestrian improvements along Bowdoin Way from 84th Ave W to 9th Ave S are and along 9th Ave S/100th Ave from Walnut ST to 3rd Ave S (Firdale) is 81% complete. Work will resume in early spring of 2024.



Related Documents

Parking and Traffic Report - https://www.edmondswa.gov/UserFiles/Servers/Server_16494932/File/Government/Departments/Public%20Works%20and%20Utilities/Citywide%20Bicycle%20Improvements/Citywide%20Bicycle%20Improvements%20Parking%20and%20Operations%20Report%2020210119.pdf

City Council Actions

Design Contract Awarded 11/4/2020
Construction Contract Awarded 6/27/2023 CT not awarded yet or not applicable

Project Funding	2023	2024	2025	2026	2027	2028	23-28 Total
Street Fund 112 - Gas Tax & Multi-modal							
REET Fund 125	\$522,347						\$522,347
REET Fund 126							
Transportation Impact Fees							
General Fund							
Stormwater Utility Fund 422							
Federal Grants							
State Grants							
Other (Sound Transit Grant)	\$1,249,500						\$1,249,500
Funding Source Total	\$1,771,847						\$1,771,847

ENGINEERING PROJECT STATUS REPORT

Public Works - Transportation Transportation Plan Update

PWT-54

Estimated Project Cost \$425,000
Expenditures to Date \$145,367
Estimated Construction Date n/a
Estimated Completion Date Q4 2024
Project Manager Bertrand Hauss
Project Webpage <https://www.edmondswa.gov/g>



Project Description

Update the City's long range transportation plan.

Project Status

All the existing conditions have been laid out and the modeling calibration is close to being completed. Modeling results of the future conditions will be determined once the forecasted land use throughout the City is provided. Several Citizen Transportation Committee meetings took place. Discussions regarding Multimodal LOS have begun.



Related Documents

City Council Actions

Design Contract Awarded 5/20/2023

Construction Contract Awarded CT not awarded yet or not applicable

Project Funding	2023	2024	2025	2026	2027	2028	23-28 Total
Street Fund 112 - Gas Tax & Multi-modal	\$170,000	\$255,000					\$425,000
REET Fund 125							
REET Fund 126							
Transportation Impact Fees							
General Fund							
Stormwater Utility Fund 422							
Federal Grants							
State Grants							
Unsecured Funding							
Funding Source Total	\$170,000	\$255,000					\$425,000

ENGINEERING PROJECT STATUS REPORT

Public Works - Water Phase 13 Annual Replacement Program (2023)

PWW-02

Estimated Project Cost \$2,122,100
Expenditures to Date \$2,166,266
Estimated Construction Date Q2 2023
Estimated Completion Date 2/9/24
Project Manager Greg Malowicki
Project Webpage [2023 Utility Replacement](#)



Project Description

Per the approved 2017 Water Comprehensive Plan, the project will replace/maintain pipe and related appurtenances at various locations throughout the City due to old age, being undersized, need to increase flow or pressure, or more prone to breakage due to its material properties.

Project Status

Project substantially complete. Awaiting warm and dry weather to complete thermoplastic pavement marking installation.



Right of Way Status

N/A

Related Documents

City Council Actions

Design Contract Awarded 2/4/2022

Construction Contract Awarded 4/26/2023

CT not awarded yet or not applicable

Project Funding	2023	2024	2025	2026	2027	2028	23-28 Total
Water Fund 421	\$1,700,000						\$1,700,000
Funding Source Total	\$1,700,000						\$1,700,000

ENGINEERING PROJECT STATUS REPORT

Public Works - Water Phase 14 Annual Replacement Program (2024)

PWW-03

Estimated Project Cost \$4,031,507
Expenditures to Date \$126,724
Estimated Construction Date Q2 2024
Estimated Completion Date Q4 2024
Project Manager Greg Malowicki
Project Webpage



Project Description

Per the approved 2017 Water Comprehensive Plan, the project will replace/maintain pipe and related appurtenances at various locations throughout the City due to old age, being undersized, need to increase flow or pressure, or more prone to breakage due to its material properties.

Project Status

90% design and review completed. Project to be combined with other utilities projects into the 2024 Utility Replacement Project.



Right of Way Status
N/A

Related Documents

City Council Actions

Design Contract Awarded 3/29/2023

Construction Contract Awarded CT not awarded yet or not applicable

Project Funding	2023	2024	2025	2026	2027	2028	23-28 Total
Water Fund 421	\$506,128	\$3,525,379					\$4,031,507
Funding Source Total	\$506,128	\$3,525,379					\$4,031,507

ENGINEERING PROJECT STATUS REPORT

Public Works - Water 2023 Waterline Replacement Overlays

PWW-10

Estimated Project Cost \$50,000
Expenditures to Date \$41,150
Estimated Construction Date Q3 2023
Estimated Completion Date 10/30/23
Project Manager Ryan Hague
Project Webpage [2023 Utility Replacement](#)



Project Description

Road pavement overlays to cover areas of roadways that were excavated and patched in previous years as part of the Waterline Replacement Projects.

Project Status

Project is substantially complete.



Right of Way Status

N/A

Related Documents

City Council Actions

Design Contract Awarded 12/16/2022

Construction Contract Awarded 8/15/2023

CT not awarded yet or not applicable

Project Funding	2023	2024	2025	2026	2027	2028	23-28 Total
Water Fund 421	\$50,000						\$50,000
Funding Source Total	\$50,000						\$50,000

